



BOARD *of* REGENTS  
STATE OF LOUISIANA

# FY2020-2021 Higher Education Operating Budget Review

September 22, 2020

Terrence Ginn

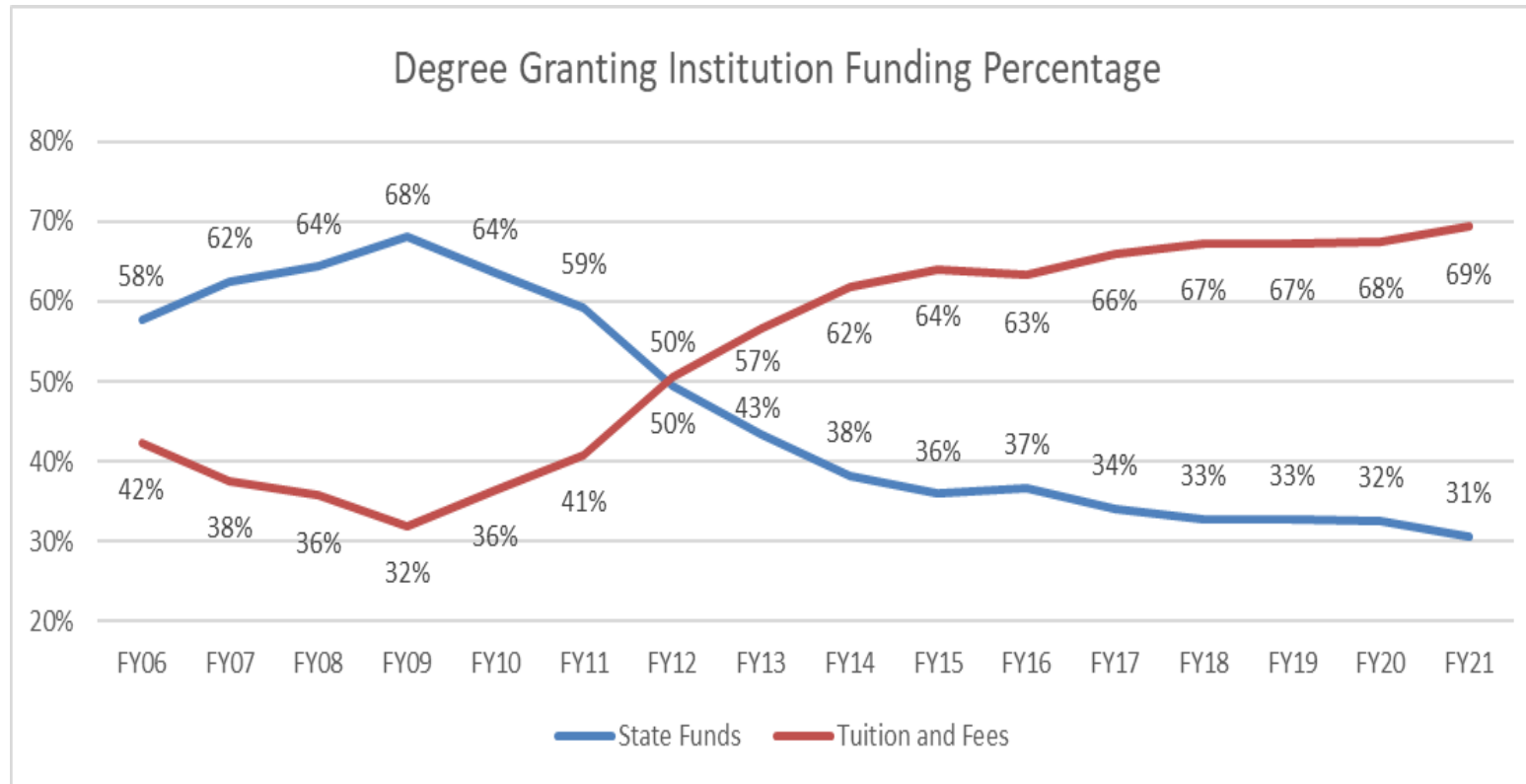
Matthew LaBruyere

# FY 2020-2021 Higher Education Operating Budget Review

- The budget hearings are conducted each year by the Regents' Finance Committee. They provide an opportunity for the Board to ask questions about the campus and system budgets in the current fiscal year and to introduce any potential budget issues for the upcoming fiscal year.



# Higher Education Means of Finance (Degree Granting Institutions Only)



# FY 2020-2021 Higher Education Budget Overview

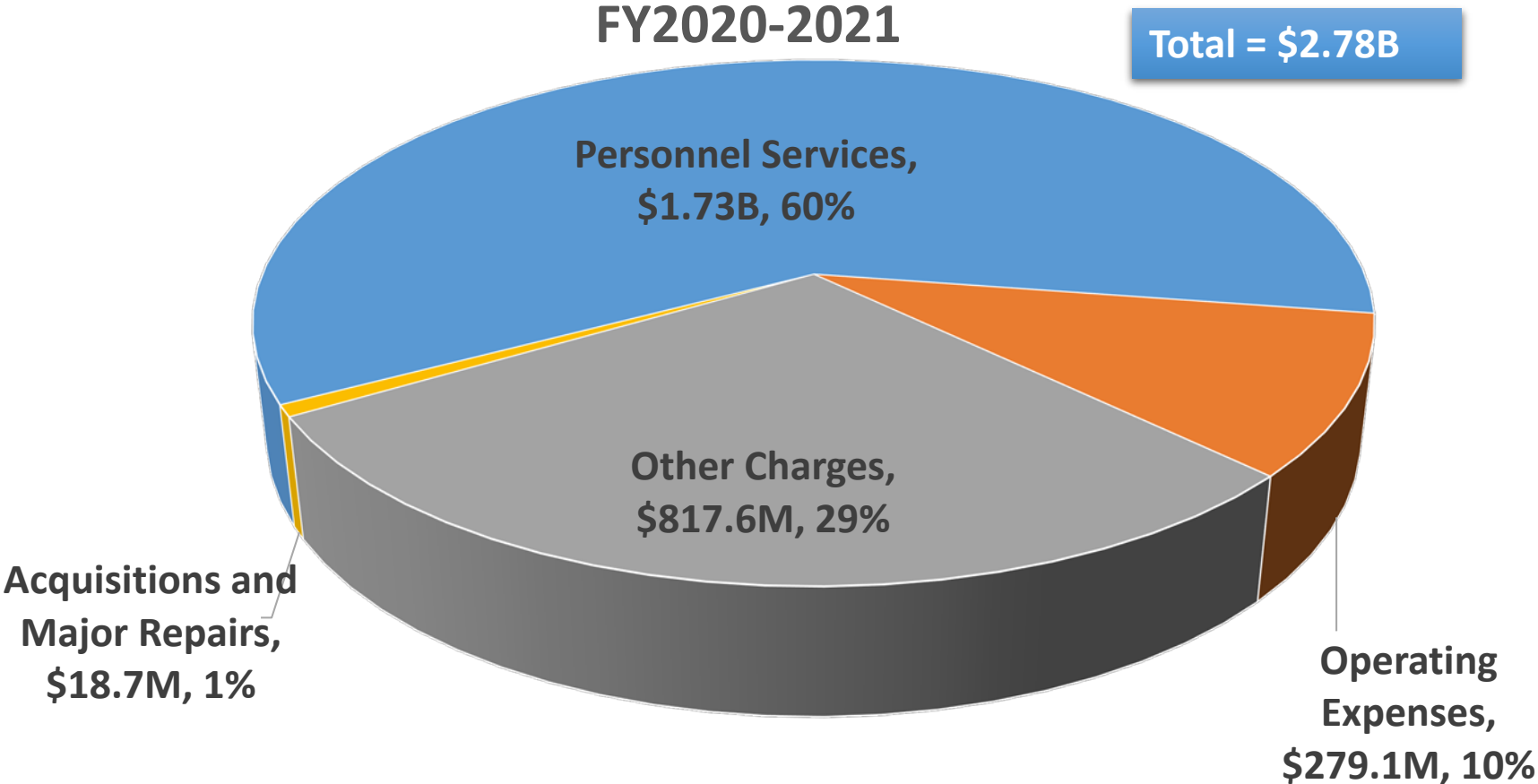
Beginning Operating	FY 2020	FY 2021*	Difference	% Change
State General Fund (SGF)	\$1,062,048,947	\$1,068,395,250	\$6,346,303	0.6%
Statutory Dedications	\$153,967,708	\$144,129,895	(\$9,837,813)	-6.4%
Interagency Transfers (IAT)	\$17,979,768	\$25,017,256	\$7,037,488	39.1%
Self-generated Revenue (SGR)	\$1,544,690,041	\$1,580,606,057	\$35,916,016	2.3%
Federal	\$70,217,796	\$70,217,796	\$0	0.0%
Total	\$2,848,904,260	\$2,888,366,254	\$39,461,994	1.4%
*FY21 SGF includes \$100M in funds made available through CARES Act dollars in FY20 and FY21.				

- *Budget Highlights*
  - *\$39M total means of financing increase (of which, \$36M is the annualization of student fee increases)*
  - *\$21.7M SGF decrease applied to all of higher education*
    - *BOR*
    - *LSU*
    - *SUS*
    - *LCTCS*
    - *ULS*
  - *\$28M SGF increase for line-item appropriations*



# FY 2020-2021 Higher Education Budget Overview

## Expenditures By Object

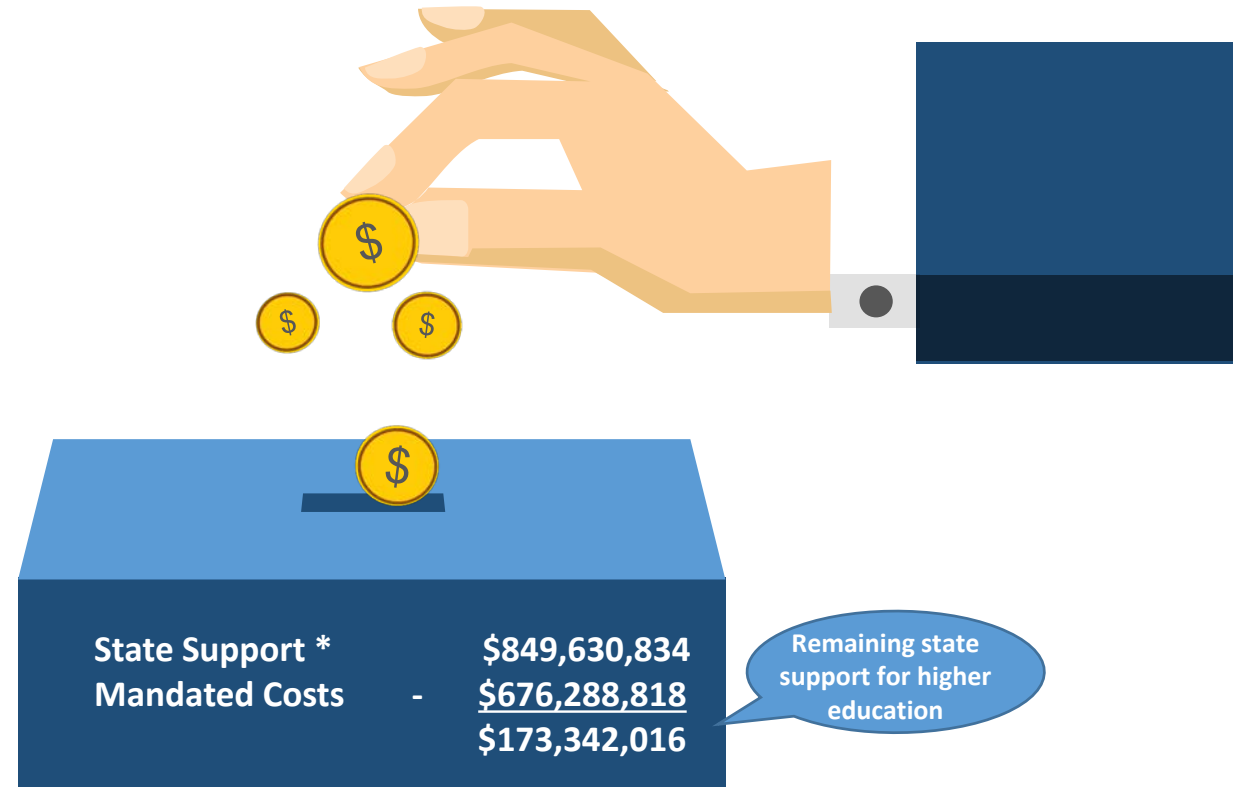


# Higher Education Mandated Costs

Louisiana Higher Education: The True Picture				
Higher Education Institutions (Excluding LOSFA and Hospitals)				
Fiscal Year	Total State Funds	Self-Generated Funds	Federal Funds and Interagency Transfers	Total
FY 08-09	\$1,571,583,691	\$721,868,856	\$142,575,679	\$2,436,028,226
<i>FY 08-09 Mandated Costs Paid Back To The State</i>				<i>(\$445,116,071)</i>
<i>*FY 08-09 Scholarships and Fellowships</i>				<i>(\$100,913,609)</i>
<b><i>Dollars available for operations</i></b>				<b><i>\$1,889,998,546</i></b>
Fiscal Year	Total State Funds*	Self-Generated Funds	Federal Funds and Interagency Transfers	Total
FY 20-21	\$849,630,834	\$1,580,606,057	\$57,896,721	\$2,488,133,612
<i>FY 20-21 Mandated Costs Paid Back To The State</i>				<i>(\$676,288,818)</i>
<i>**FY 20-21 Scholarships and Fellowships</i>				<i>(\$281,353,464)</i>
<b><i>Dollars available for operations</i></b>				<b><i>\$1,530,491,330</i></b>
<b>Change in 13 years: \$359.5M Less for operations</b>				<b><i>(\$359,507,216)</i></b>
*State Funds includes State General Fund, Statutory Dedications, CARES Act fund swap.				
**Institutions provide scholarships/fellowships to attract the best students and to abide by legislative mandates at the expense of not receiving all budgeted tuition/fees.				
Note: Self generated funds include \$123 million of TOPS awards in FY 09 and \$320 million in FY 21.				



## 80¢ of every \$1 in state higher education funding goes back to the state for mandated costs



*\*State Funds = (State General Fund + Statutory Dedications + CARES Act fund swap)*

*Source: Board of Regents*

