

# February 2022 Regents Committee Meetings

---

February 23, 2022  
10:15 a.m.



BOARD of REGENTS  
STATE OF LOUISIANA

# Legislative

---

February 23, 2022

**Sonia A. Pérez**, Chair  
**Terrie P. Sterling**, Vice Chair  
Blake R. David  
Robert W. Levy  
Phillip R. May, Jr.  
Charles R. McDonald  
Cameron T. Jackson  
*LCTC System Representative*  
*LSU System Representative*  
*SU System Representative*  
*UL System Representative*

**Erin Cowser**,  
Assistant Commissioner for Legislative  
and External Affairs

**Matthew LaBruyere**,  
Deputy Commissioner for Finance and  
Administration





# **AGENDA ITEM II.**

Roll Call



# AGENDA ITEM III.

## Executive Budget Overview

State General Fund	
<b>FY22 Existing Operating Budget (EOB)</b>	<b>\$1,174,941,971</b>
SREB Faculty Salary Increases	\$31,729,770
Specialized Units	\$19,169,245
Mandated Costs	\$18,004,134
Formula	\$15,000,000
GO Grants	\$15,000,000
Title IX offices	\$5,000,000
<b>FY23 Executive Budget Recommendation</b>	<b>\$1,250,587,272</b>
<b>FY23 OVER/UNDER FY22 EOB</b>	<b>\$75,645,301</b>
Higher Education Initiatives and MJ Foster Funds	
Reboot/Broadband Training (HEIF)	\$20,000,000
MJ Foster Scholars Program	\$10,500,000
Innovation Needs (HEIF)	\$5,000,000
<b>FY23 Executive Budget Recommendation</b>	<b>\$35,500,000</b>
<b>Total Higher Ed Investment with State Funds</b>	<b>\$111,145,301</b>

# AGENDA ITEM IV.

- Strategic Reinvestment in Higher Education
- Universal Transferability
- Dual Enrollment Student Counseling
- Nurses, Teachers Workforce Solution
- LUMCON Procurement Designation
- Power-Based Violence Alignment
- TOPS Updates
- Campus Resiliency Resolution



# **AGENDA ITEM V.**

Other Business



# **AGENDA ITEM VI.**

Adjournment

# Facilities and Property

---

February 23, 2022

**Darren G. Mire**, Chair  
**Robert W. Levy**, Vice Chair  
Randy L. Ewing  
Charles R. McDonald  
Felix R. Weill  
Cameron T. Jackson  
*LCTC System Representative*  
*LSU System Representative*  
*SU System Representative*  
*UL System Representative*

**Chris Herring**,  
Associate Commissioner for Facilities  
Planning and Emergency Management







# **AGENDA ITEM II.**

Roll Call

# AGENDA ITEM III.A.

## Small Capital Projects Report

INSTITUTION	PROJECT DESCRIPTION	TOTAL COST
BPCC-Sabine Valley	Fume Hood Extraction System and Installation Funding – HB 1 Funding for LCTCS Facility Improvements	\$191,764
LSU-A	Ultraviolet – C Lighting Additions Funding – CARES Act Funding	\$426,500
LSU A&M	Chemistry and Materials Building Room 144C Renovation Funding – Restricted Federal Grants and Contracts Funding	\$286,000
LSU A&M	Himes, Lockett, and Prescott Halls 1st Floor Restroom Modifications for ADA Compliance Funding – Facility Access Fee Revenues	\$360,000



# AGENDA ITEM III.A.

## Small Capital Projects Report

INSTITUTION	PROJECT DESCRIPTION	TOTAL COST
LSU A&M	Life Sciences Building Rooms 512 and 515 Lab Renovations Funding – Operational Funds	\$225,000
LSU A&M	Life Sciences Building Room 613 Lab Renovation Funding – Operational Funds	\$260,000
LSU A&M	Tiger Stadium Level 3B Structural Repairs Funding – Auxiliary Revenues	\$455,000
LSU-E	Plumbing Fixture Upgrade Funding – CARES Act Funding	\$268,920
LSU-S	Science and Technology Center Buildings – Emergency Power System Funding – Operational Funds	\$305,000
	<b>TOTAL</b>	<b>\$2,778,184</b>



# AGENDA ITEM III.B.

## Third-Party Projects Report

INSTITUTION	PROJECT DESCRIPTION	TOTAL COST
La Tech	Sarah and A.L. Williams Champions Plaza Funding – Private Donations	\$1,750,000
NiSU	Enclosed Batting Facility at Softball Field Funding – Private Donations	\$100,000
NiSU	Stopher Gym Renovations Funding – Private Donations	\$1,250,000
SELU	Inn Renovations Funding – Private Donations	\$600,000
	<b>TOTAL</b>	<b>\$3,700,000</b>

# STAFF RECOMMENDATION

Senior Staff recommends approval of the Consent Agenda, including the small capital and third-party projects report as presented.

# AGENDA ITEM IV.

## Act 959 Project: ULL New Iberia Research Center Primate Housing

- Act 959 of 2003 permits institutions to initiate certain capital projects not exceeding \$5M that are funded with self-generated/auxiliary revenues, grants, donations, local or federal funds outside of the traditional capital outlay process.
- The University of Louisiana at Lafayette (ULL) received a \$3.5M grant from the National Institutes of Health to construct two new primate housing facilities at the New Iberia Research Center (NIRC).
- The project scope involves construction of two 11,000 square foot animal housing buildings consisting of 20 individual units complete with fenced cage containment.
- ULL and the NIRC will own and operate the buildings once complete and operational.
- There will be 20 years of federal oversight of the buildings once complete to confirm their use for approved biomedical research.

# STAFF RECOMMENDATION

Senior Staff recommends approval of the Act 959 project submitted by the University of Louisiana System, on behalf of the University of Louisiana at Lafayette, to construct two new primate housing facilities on the New Iberia Research Center campus.

# **AGENDA ITEM V.**

## **Other Business**





# **AGENDA ITEM VI.**

Adjournment

# Academic and Student Affairs

---

February 23, 2022

**Blake R. David**, Chair  
**Stephanie A. Finley**, Vice Chair  
Wilbert D. Pryor  
Gary N. Solomon, Jr.  
Terrie P. Sterling  
Judy A. Williams-Brown  
Cameron T. Jackson  
*LCTC System Representative*  
*LSU System Representative*  
*SU System Representative*  
*UL System Representative*

**Dr. Tristan Denley**,  
Deputy Commissioner  
for Academic Affairs and Innovation





# **AGENDA ITEM II.**

Roll Call

# AGENDA ITEM III.

## Consent Agenda

- A. Terminations
- B. Progress Reports
- C. Routine Staff Approvals

# STAFF RECOMMENDATION

Senior Staff recommends approval of the items on the Consent Agenda.

# AGENDA ITEM IV.

## Academic Programs

- A. Associate of Applied Science in Diagnostic Medical Sonography  
at Bossier Parish CC
- B. Bachelor of Science in Hospitality and Food Industry Leadership  
at Southern University and A&M College in Baton Rouge

# STAFF RECOMMENDATION

Senior Staff recommends approval of the proposed Associate of Applied Science in Diagnostic Medical Sonography at Bossier Parish CC and the proposed Bachelor of Science in Hospitality and Food Industry Leadership at Southern University and A&M College in Baton Rouge.

# AGENDA ITEM V.

## 2021 Articulation and Transfer Report

- R.S. 17: 3168 requires an annual report regarding articulation and transfer of credits and associate's degrees across public colleges and universities.
- May 2010: the BoR approved the Louisiana Transfer degrees.
- Enrollment in the LT program grew from 214 in 2010-11 to 3,220 in 2020-21.
- 2021: 3,220 enrollees represent 33% of the total AA, AS, ASLT, & AALT majors.



# AGENDA ITEM V.

## Louisiana Transfer Degree: Majors and Graduates, 2020-21

	-- AALT --		-- ASLT --		--TOTALS--	
	Majors Fall 2020	Graduates 2020-2021	Majors Fall 2020	Graduates 2020-2021	Majors Fall 2020	Graduates 2020-2021
<b>Baton Rouge CC</b>	473	69	187	25	660	94
<b>Bossier Parish CC</b>	172	18	58	6	230	24
<b>Delgado CC</b>	239	36	261	16	500	52
<b>Elaine P. Nunez CC</b>	67	0	72	0	139	0
<b>L.E. Fletcher TCC</b>	19	10	66	4	85	14
<b>Louisiana Delta CC</b>	123	7	94	7	217	14
<b>LSU Eunice</b>	297	27	279	13	576	40
<b>River Parishes CC</b>	123	72	147	11	270	83
<b>South Louisiana CC</b>	75	10	76	7	151	17
<b>SU-Shreveport</b>	371	4	0	0	371	4
<b>SOWELA TCC</b>	17	1	4	0	21	1
<b>Total</b>	1,976	254	1,244	89	3,220	343

# AGENDA ITEM V.

## Baccalaureate Completers who Began as Transfer Students 2020-21

Institution	2019-20		2020-21		Total Bacc Completers		% who Began as Transfers	
	Total	w/Asst Degree	Total	w/Asst Degree	2019-20	2020-21	2019-20	2020-21
<b>GSU</b>	229	10	204	10	509	524	45%	39%
<b>LA Tech</b>	284	88	258	78	1,520	1,492	19%	17%
<b>LSU</b>	857	63	787	69	4,854	4,566	18%	17%
<b>LSUA</b>	337	72	313	78	501	467	67%	67%
<b>LSUS</b>	285	36	320	20	416	447	69%	72%
<b>MSU</b>	295	35	336	49	1,023	1,096	29%	31%
<b>Nicholls</b>	304	44	335	45	906	1,028	34%	33%
<b>NSU</b>	655	117	599	124	1,374	1,323	48%	45%
<b>SLU</b>	607	64	642	75	1,760	1,853	34%	35%
<b>SUBR</b>	256	35	272	30	722	724	35%	38%
<b>SUNO</b>	182	55	177	50	245	233	74%	76%
<b>ULL</b>	1,097	68	981	79	3,011	2,849	36%	34%
<b>ULM</b>	456	269	429	285	1,267	1,200	36%	36%
<b>UNO</b>	654	95	664	108	1,090	1,148	60%	58%
<b>Grand Total</b>	6,498	1,051	6,317	1,100	19,198	18,950	33.8%	33.3%

# AGENDA ITEM V.

## Moving Forward

### 1. Transfer Legislation (2022 Session)

- a. Strengthen ACT 356 (2009) to eliminate issues around articulation of credit and Matrix
- b. Development of statewide transfer pathways
- c. Guarantee the transfer of all courses contained in a transfer pathway to ensure that they satisfy general education or major program requirements.
- d. BoR shall define criteria that create a threshold for when courses are understood to have substantially the same academic content.

### 2. Prior Learning Assessment Policy (Spring 2022)

- a. Statewide transfer agreements around prior learning assessment.

### 3. Matrix Platform (Fall 2022)

- a. BoR staff are currently working with vendor to move Matrix to an interactive user-friendly platform that will serve as a one-stop shop for all statewide transfer information.

# STAFF RECOMMENDATION

Senior Staff recommends approval of the 2020-2021 Articulation and Transfer Report and authorizes the Commissioner of Higher Education to forward the report to the House and Senate Education Committees on behalf of the Board of Regents.

# **AGENDA ITEM VI.**

## **Other Business**



# **AGENDA ITEM VII.**

Adjournment

# Research and Sponsored Initiatives

---

February 23, 2022

**Felix R. Weill**, Chair  
**Phillip R. May, Jr.** Vice Chair  
Stephanie A. Finley  
Darren G. Mire  
T. Jay Seale III  
Gary N. Solomon, Jr.

**Carrie Robison**,  
Deputy Commissioner  
for Sponsored Programs





# **AGENDA ITEM II.**

Roll Call



# AGENDA ITEM III.A.

## Consent Agenda

- Appointment of Endowed Chairholder without National Search: LSU and A&M College

# STAFF RECOMMENDATION

Senior Staff recommends approval of the item on the Consent Agenda.

# **AGENDA ITEM IV.**

## **Other Business**

# **AGENDA ITEM V.**

## **Adjournment**

# Statewide Programs

---

February 23, 2022

**Randy L. Ewing**, Chair  
**Charles R. McDonald**, Vice Chair  
Stephanie A. Finley  
Darren G. Mire  
Wilbert D. Pryor  
Felix R. Weill  
Cameron T. Jackson

**Dr. Sujuan Boutté**,  
Executive Director of LOSFA





# **AGENDA ITEM II.**

Roll Call

# AGENDA ITEM III.A

## Consent Agenda

### A. Approval of Final Rulemaking

- Approval of Final Rulemaking to implement the provisions of Act 334 and Act 95 of the 2021 Regular Session of the Louisiana Legislature

# AGENDA ITEM III.B

## Consent Agenda

### B. Approval of TOPS Exceptions

- Requests for exception to the TOPS regulatory provisions that require students to remain continuously enrolled and to earn the annual credit hours required during the academic year



# RECOMMENDATION

The LOSFA Advisory Board recommends approval of Consent Agenda items.

# **AGENDA ITEM IV.**

## **TOPS Mid-Year Update**

- Based upon current enrollment trends outlined, LOSFA is not requesting an increase in funding for the 2022-2023 fiscal year.
- The Preliminary Enrollment Survey conducted by the Louisiana Board of Regents estimates a decrease of 2.6% in undergraduate enrollment for fall 2021 at Louisiana Public Universities.

# **AGENDA ITEM IV.**

## **TOPS Mid-Year Update**

- The preliminary decrease in TOPS eligible recipients for fall 2021 shows a similar decrease of 3.1% at Public Louisiana Universities and an overall total decrease of 3.4% when Louisiana Private and Proprietary/Cosmetology schools are included.

# AGENDA ITEM IV.

## Reasons for TOPS-Level Funding Request

1. Decrease in High School Graduates Processed
2. Decline in Acceptance Rates of TOPS-Eligible students
3. Decline in Enrollment
4. Exceptions

# AGENDA ITEM IV.

## 1. Decrease in High School Graduates Processed

The TOPS model has annually projected a 1% increase in the graduating class. The number of high school graduates processed for TOPS eligibility decreased for the 2021-22 fiscal year.

HS Grad Year	Graduates Processed	TOPS-Eligible Students	% Eligible
2015-16	36,472	24,634	67.50%
2016-17	36,644	25,573	69.80%
2017-18	43,955	27,609	62.80%
2018-19	42,582	28,100	66.00%
2019-20	39,230	26,248	66.90%
2020-21	37,519	24,653	65.70%

# AGENDA ITEM IV.

## 2. Decline in Acceptance Rates of TOPS-Eligible students

The number of eligible students accepting TOPS also decreased in the 2021-22 fiscal year. The projection assumed a 68.8% acceptance rate.

HS Grad Year	TOPS-Eligible Students	% Eligible	Increase/Decrease in % Eligible	TOPS Recipients	Acceptance Rate	Increase/Decrease in Acceptance Rate
2015-16	24,634	67.50%		17,745	72.00%	
2016-17	25,573	69.80%	3.41%	18,065	70.60%	-1.94%
2017-18	27,609	62.80%	-10.03%	19,399	70.30%	-0.42%
2018-19	28,100	66.00%	5.10%	18,865	67.10%	-4.55%
2019-20	26,248	66.90%	1.36%	17,399	66.30%	-1.19%
2020-21	24,653	65.70%	-1.79%	15,094	61.20%	-7.69%

# AGENDA ITEM IV.

## 3. Decline in Enrollment

Overall enrollment has declined in postsecondary institutions both nationally and statewide.

	BOR Undergraduate Enrollment					TOPS Recipients			
Institution	Fall 2020*	Fall 2021**	Diff	% Chg		Fall 2020***	Fall 2021***	Diff	% Chg
LSU SYSTEM	38,851	39,601	750	1.9%		17,342	17,266	-76	-0.4%
SU SYSTEM	11,097	11,302	205	1.8%		683	646	-37	-5.4%
UL SYSTEM	79,601	75,067	-4,534	-5.7%		29,278	27,784	-1,494	-5.1%
LCTC SYSTEM	52,604	51,528	-1,076	-2.0%		3,825	3,840	15	0.4%
Public HIED	182,153	177,498	-4,655	-2.6%		51,128	49,536	-1,592	-3.1%
Sub Total									
PRIVATE SCHOOLS	29,642	30,762	1,120	3.8%		3,598	3,370	-228	-6.3%
P&C SCHOOLS	Not Available					358	309	-49	-13.7%
State Total	211,795	208,260	-3,535	-1.7%		55,084	53,215	-1,869	-3.4%

\* Regents Statewide Student Profile System, end of term enrollment for the prior fall term.

\*\* Current enrollment is as of census date and may not include all enrollments for the fall term.

\*\*\*Includes TOPS OPH & Tech payments made for given Fall as of 1-19-22.

Source: Regents Preliminary Enrollment Survey, LAICU Enrollment Report & TOPS Payments as of 1-19-22

# AGENDA ITEM IV.

## 4. Exceptions

- Students impacted by Hurricanes Laura, Delta, Zeta in 2020 and Ida in 2021, were eligible to receive exceptions from certain TOPS requirements.
- Eligible students, impacted by 2020 hurricanes, are those who attended school in or whose home of record was in a parish where individuals were eligible for FEMA individual disaster assistance, which includes eligibility for DSNAP.
- Eligible students impacted by Hurricane Ida were those who attended school in or whose home of record was in a parish where individuals were eligible for FEMA housing assistance.



# AGENDA ITEM IV.

## The TOPS Projection Tool

- The TOPS Projection Tool assumed a 1% increase in the number of high school graduates. There was a 4% decrease (39,230 in 2020 to 37,519 in 2021) in high school graduates for AY 20-21.
- The projection tool uses a 5-year weighted average for acceptance rates, which resulted in a projected 68.8% acceptance rate; however, the actual acceptance rate was a historically low 61.2% for TOPS-Eligible students.
- The original projection assumed a 2% increase in TOPS expenditures; the current projection shows a 2% decrease in TOPS expenditures.

# AGENDA ITEM IV.

## Who Was Most Affected

Number of High School Graduates Eligible for TOPS

Ethnicity	Number of High School Graduates Processed 2020	Number of High School Graduates Eligible for TOPS OPH 2020	Number of High School Graduates Eligible for TOPS TECH 2020	Number of High School Graduates Eligible for ALL TOPS 2020	Number of High School Graduates Processed 2021	Number of High School Graduates Eligible for TOPS OPH 2021	Number of High School Graduates Eligible for TOPS TECH 2021	Number of High School Graduates Eligible for ALL TOPS 2021	Percent Difference in OPH Eligible	Percent Difference in TECH Eligible
American Indian or Alaskan Native	227	85	68	153	235	92	75	167	8.2%	10.3%
Asian	857	644	59	703	844	625	80	705	-3.0%	35.6%
Black	14,136	3,291	3,091	6,382	12,971	2,712	2,830	5,542	-17.6%	-8.4%
Hispanic/Latino	1,623	747	308	1,055	1,556	686	295	981	-8.2%	-4.2%
Multiple Races	626	323	134	457	661	304	134	438	-5.9%	0.0%
Native Hawaiian or Other Pacific Island	33	22	4	26	34	23	5	28	4.5%	25.0%
Not Reported	364	267	59	326	420	265	75	340	-0.7%	27.1%
White	21,397	13,614	3,551	17,165	20,848	12,740	3,765	16,505	-6.4%	6.0%
Total	39,263	18,993	7,274	26,267	37,569	17,440	7,252	24,706	-8.2%	-0.3%

Number of Eligible Students Not Accepting TOPS

Ethnicity	Number of Eligible High School Graduates 2020	Number of Eligible High School Graduates NOT Accepting TOPS OPH 2020	Number of Eligible High School Graduates NOT Accepting TOPS TECH 2020	Number of Eligible High School Graduates NOT Accepting ALL TOPS 2020	Number of Eligible High School Graduates 2021	Number of Eligible High School Graduates NOT Accepting TOPS OPH 2021	Number of Eligible High School Graduates NOT Accepting TOPS TECH 2021	Number of Eligible High School Graduates NOT Accepting ALL TOPS 2021	Percent Increase/Decrease in Students NOT Accepting TOPS OPH*	Percent Increase/Decrease in Students NOT Accepting TOPS TECH*
American Indian or Alaskan Native	153	15	47	62	167	20	59	79	33.3%	25.5%
Asian	703	114	47	161	705	127	68	195	11.4%	44.7%
Black	6,382	658	2,624	3,282	5,542	701	2,544	3,245	6.5%	-3.0%
Hispanic/Latino	1,055	156	241	397	981	161	238	399	3.2%	-1.2%
Multiple Races	457	69	106	175	438	76	112	188	10.1%	5.7%
Native Hawaiian or Other Pacific Island	26	7	3	10	28	6	3	9	-14.3%	0.0%
Not Reported	326	19	34	53	340	35	58	93	84.2%	70.6%
White	17,165	2,224	2,478	4,702	16,505	2,513	2,805	5,318	13.0%	13.2%
Total	26,267	3,262	5,580	8,842	24,706	3,639	5,887	9,526	11.6%	5.5%

\* Positive percentage means more students did not accept their TOPS award. Negative percentage means less students did not accept their TOPS award.

# AGENDA ITEM IV.

## Who Was Most Affected

Number of High School Graduates Eligible for TOPS

Parental Income	Number of High School Graduates Processed 2020	Number of High School Graduates Eligible for TOPS OPH 2020	Number of High School Graduates Eligible for TOPS TECH 2020	Number of High School Graduates Eligible for ALL TOPS 2020	Number of High School Graduates Processed 2021	Number of High School Graduates Eligible for TOPS OPH 2021	Number of High School Graduates Eligible for TOPS TECH 2021	Number of High School Graduates Eligible for ALL TOPS 2021	Percent Difference in OPH Eligible	Percent Difference in TECH Eligible
Less than \$0	199	148	20	168	199	133	31	164	-10.1%	55.0%
\$0 to \$49,999	15,864	5,283	3,538	8,821	14,997	4,624	3,467	8,091	-12.5%	-2.0%
\$50,000 to \$99,999	7,601	4,385	1,452	5,837	7,195	3,925	1,510	5,435	-10.5%	4.0%
\$100,000 to \$149,999	5,169	3,634	759	4,393	5,013	3,312	877	4,189	-8.9%	15.5%
\$150,000 to \$199,999	2,419	1,856	281	2,137	2,555	1,951	313	2,264	5.1%	11.4%
\$200,000 to \$249,999	1,086	884	96	980	1,178	941	124	1,065	6.4%	29.2%
Greater than \$250,000	1,882	1,659	100	1,759	1,900	1,662	104	1,766	0.2%	4.0%
Not Reported	5,043	1,144	1,028	2,172	4,532	899	833	1,732	-21.4%	-19.0%
<b>Total</b>	<b>39,263</b>	<b>18,993</b>	<b>7,274</b>	<b>26,267</b>	<b>37,569</b>	<b>17,440</b>	<b>7,252</b>	<b>24,706</b>	<b>-8.2%</b>	<b>-0.3%</b>

Number of Eligible Students Not Accepting TOPS

Parental Income	Number of Eligible High School Graduates 2020	Number of Eligible High School Graduates NOT Accepting TOPS OPH 2020	Number of Eligible High School Graduates NOT Accepting TOPS TECH 2020	Number of Eligible High School Graduates NOT Accepting ALL TOPS 2020	Number of Eligible High School Graduates 2021	Number of Eligible High School Graduates NOT Accepting TOPS OPH 2021	Number of Eligible High School Graduates NOT Accepting TOPS TECH 2021	Number of Eligible High School Graduates NOT Accepting ALL TOPS 2021	Percent Increase/Decrease in Students NOT Accepting TOPS OPH*	Percent Increase/Decrease in Students NOT Accepting TOPS TECH*
Less than \$0	168	31	13	44	164	30	25	55	-3.2%	92.3%
\$0 to \$49,999	8,821	973	2,886	3,859	8,091	1,020	2,961	3,981	4.8%	2.6%
\$50,000 to \$99,999	5,837	690	1,037	1,727	5,435	768	1,169	1,937	11.3%	12.7%
\$100,000 to \$149,999	4,393	464	498	962	4,189	532	633	1,165	14.7%	27.1%
\$150,000 to \$199,999	2,137	256	170	426	2,264	349	214	563	36.3%	25.9%
\$200,000 to \$249,999	980	156	57	213	1,065	191	85	276	22.4%	49.1%
Greater than \$250,000	1,759	433	71	504	1,766	521	85	606	20.3%	19.7%
Not Reported	2,172	259	848	1,107	1,732	228	715	943	-12.0%	-15.7%
<b>Total</b>	<b>26,267</b>	<b>3,262</b>	<b>5,580</b>	<b>8,842</b>	<b>24,706</b>	<b>3,639</b>	<b>5,887</b>	<b>9,526</b>	<b>11.6%</b>	<b>5.5%</b>

\* Positive percentage means more students did not accept their TOPS award. Negative percentage means less students did not accept their TOPS award.

# AGENDA ITEM IV.

## Next Steps

The Board of Regents-LOSFA is not requesting an increase in TOPS funding this year and will continue to monitor enrollment and acceptance rates, adjusting the projections accordingly.

Year	Student Count	Original Appropriation
1998-99	23,562	\$54,033,634
1999-00	29,194	\$67,441,803
2000-01	35,755	\$90,246,182
2001-02	40,894	\$104,032,660
2002-03	40,154	\$104,661,661
2003-04	41,066	\$110,513,876
2004-05	42,475	\$117,072,574
2005-06	42,537	\$116,937,262
2006-07	43,634	\$120,656,594
2007-08	42,141	\$121,117,451
2008-09	42,222	\$122,993,272
2009-10	43,077	\$130,997,795
2010-11	43,795	\$144,449,583
2011-12	44,866	\$166,886,167
2012-13	46,378	\$192,085,151

Year	Student Count	Original Appropriation
2013-14	48,051	\$224,627,136
2014-15	49,660	\$249,995,430
2015-16	51,679	\$265,170,030
2016-17*	51,093	\$209,378,062
2017-18	51,446	\$293,604,296
2018-19	53,329	\$302,782,569
2019-20	54,175	\$306,603,076
2020-21	55,846	\$321,685,341
Year	Projected Student Count	Appropriation/Projected Appropriation Needed
2021-22	56,985	\$330,934,875
2022-23	56,985	\$330,934,875
2023-24	58,296	\$338,546,377
2024-25	59,636	\$346,332,944
2025-26	61,127	\$354,991,267
2026-27	62,289	\$361,736,101

\* 2016-17 First time TOPS not fully funded.

# AGENDA ITEM IV.

## The TOPS Projection Tool

- LOSFA plans to engage secondary and postsecondary students in focus group activities across the state to survey opinions in order to better understand these TOPS participation changes.



# **AGENDA ITEM V.**

Adjournment

# Planning, Research and Performance

---

February 23, 2022

**Terrie P. Sterling**, Chair  
**Judy A. Williams-Brown**, Vice Chair  
Stephanie A. Finley  
Robert W. Levy  
Charles R. McDonald  
Sonia A. Pérez  
Wilbert D. Pryor  
Felix R. Weill

**Dr. Susannah Craig**,  
Deputy Commissioner for Strategic  
Planning and Student Success





# **AGENDA ITEM II.**

Roll Call



# AGENDA ITEM III.

## Consent Agenda

### A. R.S. 17:1808 (Licensure)

#### 1. Renewal Application

##### a. California State University – Northridge

### B. Proprietary Schools Advisory Commission

#### 1. Initial Applications

##### a. The H.E.A.R.T. Academy, Baton Rouge

##### b. TruCare Medical Training Center, Gonzales

# AGENDA ITEM III.

## Consent Agenda

### 2. Renewal Applications

- a. Academy of Acadiana-Lake Charles – License #: 2139
- b. Accelerated Dental Assisting Academy - Hammond – License #: 2235
- c. Accelerated Dental Assisting Academy - Lake Charles – License #: 2308
- d. Advanced Welding School – License #: 2285
- e. Compass Career College – License #: 2327
- f. Gonzales Medical Assistant School – License #: 2164
- g. Infinity College, Inc. – License #: 2140
- h. Learning Bridge Career Institute – License #: 2141
- i. Melba Beauty – License #: 2311
- j. National Driving Academy, Inc. – License #: 978
- k. New Orleans Culinary & Hospitality Institute (NOCHI) – License #: 2237
- l. Southeastern Louisiana Technical College – License #: 2310
- m. Southern Security School – License #: 2260
- n. Tulsa Welding School - Tulsa Campus – License #: 2096
- o. Unitech Training Academy - Alexandria – License #: 2116
- p. Unitech Training Academy - New Orleans – License #: 2166

# STAFF RECOMMENDATION

Senior Staff recommends approval of the items on the Consent Agenda.

# **AGENDA ITEM IV.**

## **Other Business**



# **AGENDA ITEM V.**

Adjournment

# February 2022 Board of Regents Meeting

---

February 23, 2022  
11:45 a.m.



BOARD of REGENTS  
STATE OF LOUISIANA



# **AGENDA ITEM II.**

Roll Call



# **AGENDA ITEM III.**

## **Public Comments**



# **AGENDA ITEM IV.**

Approval of Minutes  
from January 6, 2022

# **AGENDA ITEM V.**

## **Chair's Comments**

# Clean Audit Congratulations



A special recognition to Elizabeth Bourgeois for coordinating and responding to all the LLA requests and questions and to the staff from each Regents program that helped the agency achieve a second year of no findings:

## **REGENTS**

Elizabeth Bourgeois  
Chris Mestayer  
Jessica Patton  
Rhonda Webber  
Chandra Cheatham  
Michelle Brandon  
Adele English

## **LOSFA**

Brett Hunt  
Annette Dalton

## **LUMCON**

John Stassi

# In Memoriam



**Richard D'Aquin**  
*1927-2022*



**William Clifford Smith**  
*1935-2022*

# D.C. Media Tour

## **POLITICO PRO Q&A: Kim Hunter Reed, higher education commissioner for Louisiana**

In an interview with POLITICO Pro, Hunter Reed discussed her vision for that funding, her thoughts on free community college and her ascent from a small town in Louisiana to the halls of power.



**INSIDE**  
HIGHER ED

THE CHRONICLE OF  
HIGHER EDUCATION

# Student Board Member Update



**Cameron T. Jackson**  
*Grambling State University*



# COSBP Tour of Washington, D.C.



# Commission Appointment



**Louisiana Cybersecurity  
Commission**



# **AGENDA ITEM VI.**

## **Reports and Recommendations of Standing Committees**


# **AGENDA ITEM VI.**

Motion to Approve the Reports and  
Recommendations of Standing Committees

# **AGENDA ITEM VII.**


Reports and Recommendations  
by the Commissioner of Higher Education

# Dual Enrollment Portal Launch






# #LaSTEM Summit



# Southern University and A&M College Designated Carnegie R2 University





# Louisiana's Got Talent with Rick Gallot

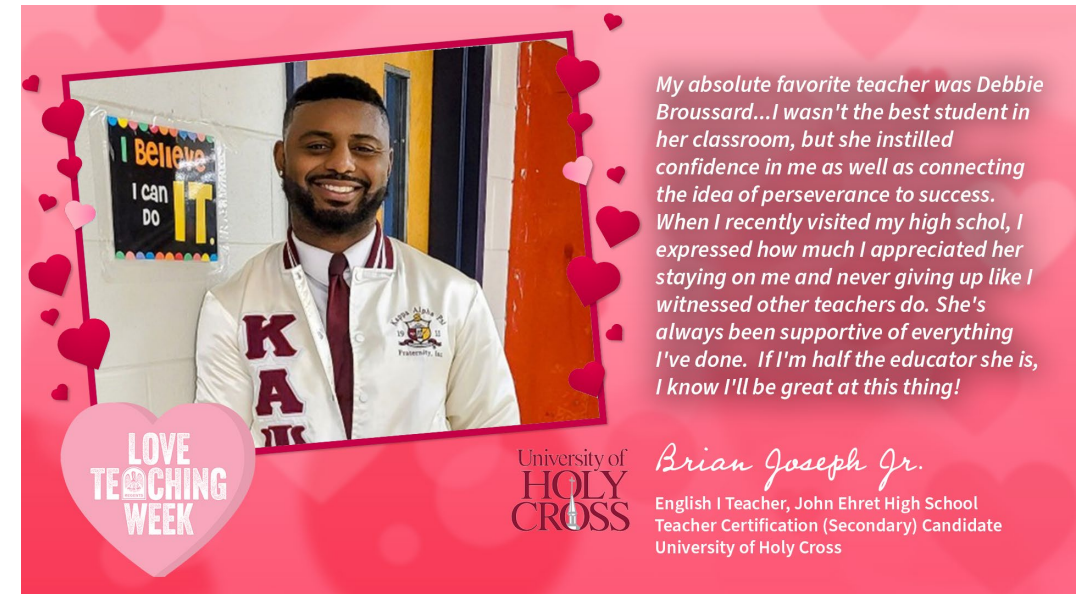


**Episode 2 of *Louisiana's Got Talent*  
debuts Tuesday, March 1**

# This Month on Social Media



**#RegentsBHM**  
*Black History Month Campaign*



**#LoveTeaching Week**  
*February 14-20*





# **AGENDA ITEM VIII.**

## **Other Business**



# **AGENDA ITEM IX.**

Adjournment