Louisiana Systems

Cross-Tabulation Dashboard

SIUC / Core Institute
School of Psychological and Behavioral Sciences
Life Sciences II, Room 281
1125 Lincoln Dr.
Carbondale, IL 62901-6502
Number of Surveys = 6,122

Core Alcohol & Drug Survey
Tuesday, August 18th, 2026

Have you ever served on active duty in the U.S. Armed Forces?

	Count	Percent
Yes, on active duty in the past, but not now	89	1.45%
Yes, on active duty	15	0.25%
No, never on active duty except for initial/basic training	96	1.57%
No, never served in the U.S. Armed Forces	4128	67.43%
Missing	1794	29.30%
Total	**6122**	**100.00%**



Which of the following describes your active duty service, if applicable?

	Count	Percent
Army	83	1.36%
Navy	9	0.15%
Air Force	12	0.20%
Marine Corps	11	0.18%
Coast Guard	3	0.05%
Other	7	0.11%
I served in more than one branch on active duty.	5	0.08%
I did not serve on active duty in the U.S. Armed Forces.	3806	62.17%
Missing	2186	35.71%
Total	**6122**	**100.00%**



Have you ever been diagnosed with a psychiatric condition (e.g., anxiety disorder, depression, bipolar disorder, ADHD, etc.)?

	Count	Percent
Yes, and currently taking prescription medication	919	15.01%
Yes, and not currently taking prescription medication	772	12.61%
No, never been diagnosed	2627	42.91%
Missing	1804	29.47%
Total	**6122**	**100.00%**



Are you in recovery from substance use?

	Count	Percent
Yes, currently engaged in recovery support system	58	0.95%
Yes, not currently engaged in recovery support system	97	1.58%
No	4162	67.98%
Missing	1805	29.48%
Total	**6122**	**100.00%**



What is the nearest metropolitan area to your hometown in Louisiana?

	Count	Percent
New Orleans	805	13.15%
Baton Rouge	680	11.11%
Thibodeaux/Houma	106	1.73%
Lafayette	200	3.27%
Lake Charles	176	2.87%
Alexandria	170	2.78%
Shreveport	684	11.17%
Monroe	484	7.91%
Hammond	340	5.55%
I'm not from Louisiana	664	10.85%
Missing	1813	29.61%
Total	**6122**	**100.00%**

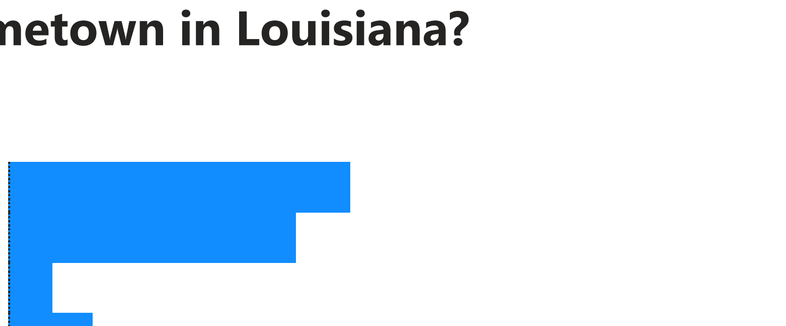

System
- Louisiana Association of Indepe...
- Louisiana Community and Techn...
- Louisiana State University System
- Southern University System
- University of Louisiana System (...

Region
- 1
- 2
- 3
- 4
- 5
- 6
- 7
- 8
- 9

Form Type
- Long-Form
- Short-Form

- Female
- Male

- Freshman
- Sophomore
- Junior
- Senior
- Grad/professional
- Not seeking a degree
- Other

- American Indian/Ala...
- Hispanic
- Asian/Pacific Islander
- White (non-Hispanic)
- Black (non-Hispanic)
- Other

- Single
- Married
- Separated
- Divorced
- Widowed

Clear all slicers

Louisiana Systems

Cross-Tabulation Dashboard

SIUC / Core Institute
School of Psychological and Behavioral Sciences
Life Sciences II, Room 281
1125 Lincoln Dr.
Carbondale, IL 62901-6502
Number of Surveys = 6,122

Core Alcohol & Drug Survey
[DATE]

Classification

	Count	Percent
Freshman	1990	32.51%
Sophomore	1550	25.32%
Junior	1086	17.74%
Senior	1070	17.48%
Grad/professional	121	1.98%
Not seeking a degree	15	0.25%
Other	117	1.91%
Missing	173	2.83%
Total	**6122**	**100.00%**

Age

	Count	Percent
11	1	0.02%
15	1	0.02%
16	9	0.15%
17	30	0.49%
18	881	14.39%
19	1303	21.28%
20	994	16.24%
21	840	13.72%
22	497	8.12%
23	220	3.59%
24	132	2.16%
25	81	1.32%
26	73	1.19%
27	69	1.13%
28	38	0.62%
29	51	0.83%
30	49	0.80%
31	47	0.77%
32	46	0.75%
33	38	0.62%
34	46	0.75%
35	24	0.39%
Total	**6122**	**100.00%**

Ethnic Origin

	Count	Percent
American Indian/Alaskan Native	63	1.03%
Hispanic	402	6.57%
Asian/Pacific Islander	163	2.66%
White (non-Hispanic)	2996	48.94%
Black (non-Hispanic)	2056	33.58%
Other	182	2.97%
Missing	260	4.25%
Total	**6122**	**100.00%**

Marital Status

	Count	Percent
Single	5402	88.24%
Married	374	6.11%
Separated	28	0.46%
Divorced	108	1.76%
Widowed	19	0.31%
Missing	191	3.12%
Total	**6122**	**100.00%**

Gender

	Count	Percent
Female	3818	62.37%
Male	2013	32.88%
Missing	291	4.75%
Total	**6122**	**100.00%**

System
- Louisiana Association of Indepe...
- Louisiana Community and Techn...
- Louisiana State University System
- Southern University System
- University of Louisiana System (...

Region
- 1
- 2
- 3
- 4
- 5
- 6
- 7
- 8
- 9

Form Type
- Long-Form
- Short-Form

- Female
- Male

- Freshman
- Sophomore
- Junior
- Senior
- Grad/professional
- Not seeking a degree
- Other

- American Indian/Ala...
- Hispanic
- Asian/Pacific Islander
- White (non-Hispanic)
- Black (non-Hispanic)
- Other

- Single
- Married
- Separated
- Divorced
- Widowed

Clear all slicers

Louisiana Systems

Cross-Tabulation Dashboard

SIUC / Core Institute
School of Psychological and Behavioral Sciences
Life Sciences II, Room 281
1125 Lincoln Dr.
Carbondale, IL 62901-6502
Number of Surveys = 6,122

Core Alcohol & Drug Survey
Tuesday, August 18th, 2026

Is your current residence as a student:

	Count	Percent
On-campus	2203	35.98%
Off-campus	3524	57.56%
Missing	395	6.45%
Total	**6122**	**100.00%**



Are you working?

	Count	Percent
Yes, full-time	912	14.90%
Yes, part-time	2679	43.76%
No	2320	37.90%
Missing	211	3.45%
Total	**6122**	**100.00%**



Living Arrangements (Where):

	Count	Percent
House/apartment/etc	3581	58.49%
Residence hall	1550	25.32%
Approved housing	151	2.47%
Fraternity or sorority	37	0.60%
Other	574	9.38%
Missing	229	3.74%
Total	**6122**	**100.00%**



Living Arrangements (With whom):

	Count	Percent
With roommate(s)	2791	47.68%
Alone	630	10.76%
With parent(s)	1509	25.78%
With spouse	471	8.05%
With children	540	9.22%
Other	636	10.86%
Total	**5854**	**100.00%**

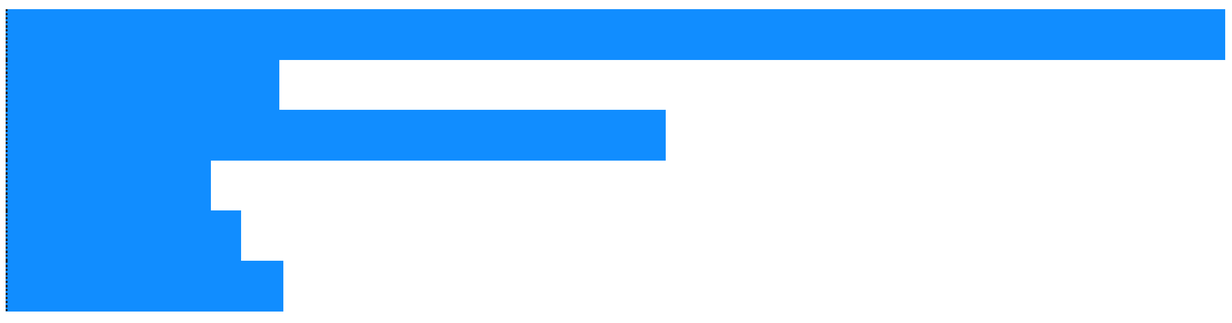

Approximate cumulative grade point average:

	Count	Percent
A	1050	17.15%
A-	629	10.27%
A+	529	8.64%
B	732	11.96%
B-	407	6.65%
B+	765	12.50%
C	313	5.11%
C-	263	4.30%
C+	419	6.84%
D	127	2.07%
D-	238	3.89%
D+	240	3.92%
F	110	1.80%
Missing	300	4.90%
Total	**6122**	**100.00%**



System
- Louisiana Association of Indepe...
- Louisiana Community and Techn...
- Louisiana State University System
- Southern University System
- University of Louisiana System (...

Region
- 1
- 2
- 3
- 4
- 5
- 6
- 7
- 8
- 9

Form Type
- Long-Form
- Short-Form

- Female
- Male

- Freshman
- Sophomore
- Junior
- Senior
- Grad/professional
- Not seeking a degree
- Other

- American Indian/Ala...
- Hispanic
- Asian/Pacific Islander
- White (non-Hispanic)
- Black (non-Hispanic)
- Other

- Single
- Married
- Separated
- Divorced
- Widowed

Clear all slicers

Louisiana Systems

Cross-Tabulation Dashboard

SIUC / Core Institute
School of Psychological and Behavioral Sciences
Life Sciences II, Room 281
1125 Lincoln Dr.
Carbondale, IL 62901-6502
Number of Surveys = 6,122

Core Alcohol & Drug Survey
Tuesday, August 18th, 2026

Some students have indicated that alcohol or drug use at parties they attend in and around campus reduces their enjoyment, often leads to negative situations, and therefore, they would rather not have alcohol and drugs available and used. Other students have indicated that alcohol and drug use at parties increases their enjoyment, often leads to positive situation, and therefore, they would rather have alcohol and drugs available and used. Which of these is closest to your own view?

With regards to drugs

	Count	Percent
Have available	825	13.48%
Not have available	4861	79.40%
Missing	436	7.12%
Total	**6122**	**100.00%**

With regards to alcohol

	Count	Percent
Have available	2717	44.38%
Not have available	2949	48.17%
Missing	456	7.45%
Total	**6122**	**100.00%**

Student status:

	Count	Percent
Full-time (12+ credits)	5249	85.74%
Part-time (1-11 credits)	504	8.23%
Missing	369	6.03%
Total	**6122**	**100.00%**

System
- Louisiana Association of Indepe...
- Louisiana Community and Techn...
- Louisiana State University System
- Southern University System
- University of Louisiana System (...

Region
- 1
- 2
- 3
- 4
- 5
- 6
- 7
- 8
- 9

Form Type
- Long-Form
- Short-Form

- Female
- Male

- Freshman
- Sophomore
- Junior
- Senior
- Grad/professional
- Not seeking a degree
- Other

- American Indian/Ala...
- Hispanic
- Asian/Pacific Islander
- White (non-Hispanic)
- Black (non-Hispanic)
- Other

- Single
- Married
- Separated
- Divorced
- Widowed

Clear all slicers

Louisiana Systems

Cross-Tabulation Dashboard

SIUC / Core Institute
School of Psychological and Behavioral Sciences
Life Sciences II, Room 281
1125 Lincoln Dr.
Carbondale, IL 62901-6502
Number of Surveys = 6,122

Core Alcohol & Drug Survey
Tuesday, August 18th, 2026

Campus situation on alcohol and drugs:

Does your campus have alcohol and drug policies?

	Count	Percent
Yes	4833	78.94%
No	94	1.54%
Don't Know	748	12.22%
Missing	447	7.30%
Total	**6122**	**100.00%**



If so, are they enforced?

	Count	Percent
Yes	3121	50.98%
No	448	7.32%
Don't Know	2066	33.75%
Missing	487	7.95%
Total	**6122**	**100.00%**



Does your campus have a drug and alcohol prevention program?

	Count	Percent
Yes	2560	41.82%
No	197	3.22%
Don't Know	2876	46.98%
Missing	489	7.99%
Total	**6122**	**100.00%**



Do you believe your campus is concerned about the prevention of drug and alcohol use?

	Count	Percent
Yes	3739	61.07%
No	687	11.22%
Don't Know	1206	19.70%
Missing	490	8.00%
Total	**6122**	**100.00%**



Are you actively involved in efforts to prevent drug and alcohol use problems on your campus?

	Count	Percent
Yes	779	12.72%
No	4858	79.35%
Missing	485	7.92%
Total	**6122**	**100.00%**



System
- Louisiana Association of Indepe...
- Louisiana Community and Techn...
- Louisiana State University System
- Southern University System
- University of Louisiana System (...

Region
- 1
- 2
- 3
- 4
- 5
- 6
- 7
- 8
- 9

Form Type
- Long-Form
- Short-Form

- Female
- Male

- Freshman
- Sophomore
- Junior
- Senior
- Grad/professional
- Not seeking a degree
- Other

- American Indian/Ala...
- Hispanic
- Asian/Pacific Islander
- White (non-Hispanic)
- Black (non-Hispanic)
- Other

- Single
- Married
- Separated
- Divorced
- Widowed

Clear all slicers

Louisiana Systems

Cross-Tabulation Dashboard

SIUC / Core Institute
School of Psychological and Behavioral Sciences
Life Sciences II, Room 281
1125 Lincoln Dr.
Carbondale, IL 62901-6502
Number of Surveys = 6,122

Core Alcohol & Drug Survey
Tuesday, August 18th, 2026

Place of permanent residence:

	Count	Percent
In-state	4603	75.19%
USA, but out of state	779	12.72%
Country other than USA	184	3.01%
Missing	556	9.08%
Total	**6122**	**100.00%**



Think back over the last two weeks. How many times have you had five or more drinks* at a sitting?

	Count	Percent
None	4263	69.63%
Once	667	10.90%
Twice	366	5.98%
3 to 5 times	253	4.13%
6 to 9 times	55	0.90%
10 or more times	47	0.77%
Missing	471	7.69%
Total	**6122**	**100.00%**



Average # of drinks you consume a week:

	Count	Percent
0	3376	55.15%
1	702	11.47%
2	444	7.25%
3	243	3.97%
4	141	2.30%
5	134	2.19%
6	53	0.87%
7	26	0.42%
8	49	0.80%
9	12	0.20%
10	66	1.08%
11	1	0.02%
12	26	0.42%
13	2	0.03%
14	8	0.13%
15	31	0.51%
16	6	0.10%
18	3	0.05%
20	31	0.51%
22	1	0.02%
24	4	0.07%
25	5	0.08%
30	11	0.18%
35	3	0.05%
40	7	0.11%
50	3	0.05%
62	1	0.02%
67	1	0.02%
69	1	0.02%
70	1	0.02%
72	1	0.02%
98	1	0.02%
99	8	0.13%
Missing	721	11.78%
Total	**6122**	**100.00%**

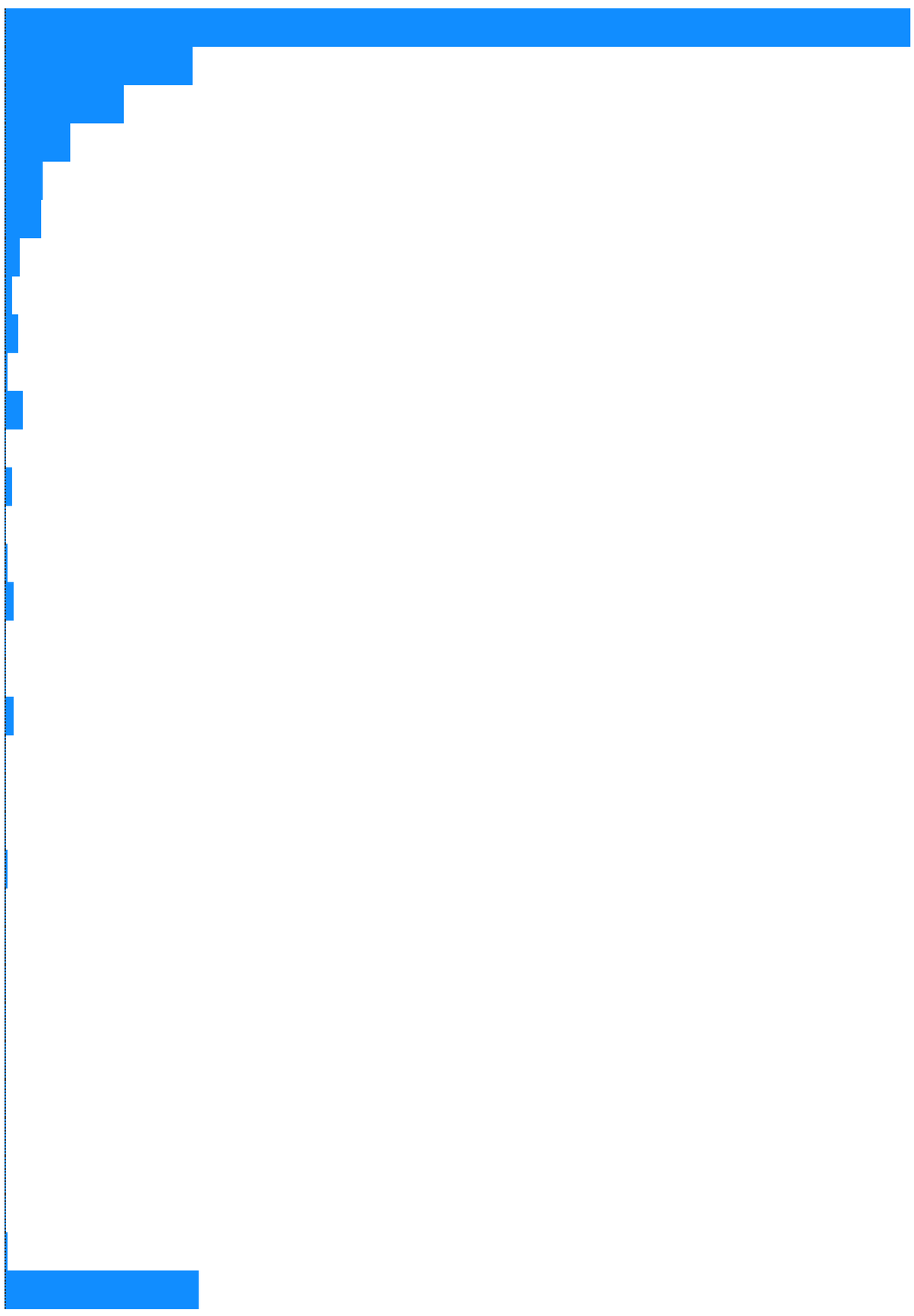

System
- Louisiana Association of Indepe...
- Louisiana Community and Techn...
- Louisiana State University System
- Southern University System
- University of Louisiana System (...

Region
- 1
- 2
- 3
- 4
- 5
- 6
- 7
- 8
- 9

Form Type
- Long-Form
- Short-Form

- Female
- Male

- Freshman
- Sophomore
- Junior
- Senior
- Grad/professional
- Not seeking a degree
- Other

- American Indian/Ala...
- Hispanic
- Asian/Pacific Islander
- White (non-Hispanic)
- Black (non-Hispanic)
- Other

- Single
- Married
- Separated
- Divorced
- Widowed

Clear all slicers

Louisiana Systems

Cross-Tabulation Dashboard

SIUC / Core Institute
School of Psychological and Behavioral Sciences
Life Sciences II, Room 281
1125 Lincoln Dr.
Carbondale, IL 62901-6502
Number of Surveys = 6,122

Core Alcohol & Drug Survey
Tuesday, August 18th, 2026

At what age did you first use...

	Did not use	Under 10	10-11	12-13	14-15	16-17	18-20	21-25	26+	Missing	Total
Tobacco (smoke, chew, snuff)	3907	36	44	180	381	427	476	121	19	531	**6122**
Alcohol (beer, wine, liquor)	1282	118	56	1374	631	964	928	297	30	443	**6122**
Marijuana (pot, hash, hash oil)	3235	27	26	126	422	780	791	129	31	555	**6122**
Cocaine (crack, rock, freebase)	5284	14	3	2	13	48	130	58	12	558	**6122**
Amphetamines (diet pills, speed)	5190	22	4	22	50	81	115	55	28	555	**6122**
Sedatives (downers, ludes)	5312	14	1	13	46	61	62	33	11	569	**6122**
Hallucinogens (LSD, PCP)	5158	11	1	9	53	101	181	40	8	560	**6122**
Opiates (heroin, smack, horse)	5437	14	2	5	16	22	32	11	8	575	**6122**
Inhalants (glue, solvents, gas)	5409	20	4	10	18	19	48	9	3	582	**6122**
Designer drugs (ecstasy, MDMA)	5304	9	1	4	28	55	104	42	5	570	**6122**
Steroids	5474	13	4	7	8	6	22	9	3	576	**6122**
Other illegal drugs	5396	7	1	4	13	30	48	11	8	604	**6122**

	Did not use	Under 10	10-11	12-13	14-15	16-17	18-20	21-25	26+	Missing	Total
Tobacco (smoke, chew, snuff)	64%	1%	1%	3%	6%	7%	8%	2%	0%	9%	**100%**
Alcohol (beer, wine, liquor)	21%	2%	1%	22%	10%	16%	15%	5%	0%	7%	**100%**
Marijuana (pot, hash, hash oil)	53%	0%	0%	2%	7%	13%	13%	2%	1%	9%	**100%**
Cocaine (crack, rock, freebase)	86%	0%	0%	0%	0%	1%	2%	1%	0%	9%	**100%**
Amphetamines (diet pills, speed)	85%	0%	0%	0%	1%	1%	2%	1%	0%	9%	**100%**
Sedatives (downers, ludes)	87%	0%	0%	0%	1%	1%	1%	1%	0%	9%	**100%**
Hallucinogens (LSD, PCP)	84%	0%	0%	0%	1%	2%	3%	1%	0%	9%	**100%**
Opiates (heroin, smack, horse)	89%	0%	0%	0%	0%	0%	1%	0%	0%	9%	**100%**
Inhalants (glue, solvents, gas)	88%	0%	0%	0%	0%	0%	1%	0%	0%	10%	**100%**
Designer drugs (ecstasy, MDMA)	87%	0%	0%	0%	0%	1%	2%	1%	0%	9%	**100%**
Steroids	89%	0%	0%	0%	0%	0%	0%	0%	0%	9%	**100%**
Other illegal drugs	88%	0%	0%	0%	0%	0%	1%	0%	0%	10%	**100%**

System
- Louisiana Association of Indepe...
- Louisiana Community and Techn...
- Louisiana State University System
- Southern University System
- University of Louisiana System (...

Region
- 1
- 2
- 3
- 4
- 5
- 6
- 7
- 8
- 9

Form Type
- Long-Form
- Short-Form

- Female
- Male

- Freshman
- Sophomore
- Junior
- Senior
- Grad/professional
- Not seeking a degree
- Other

- American Indian/Ala...
- Hispanic
- Asian/Pacific Islander
- White (non-Hispanic)
- Black (non-Hispanic)
- Other

- Single
- Married
- Separated
- Divorced
- Widowed

Clear all slicers

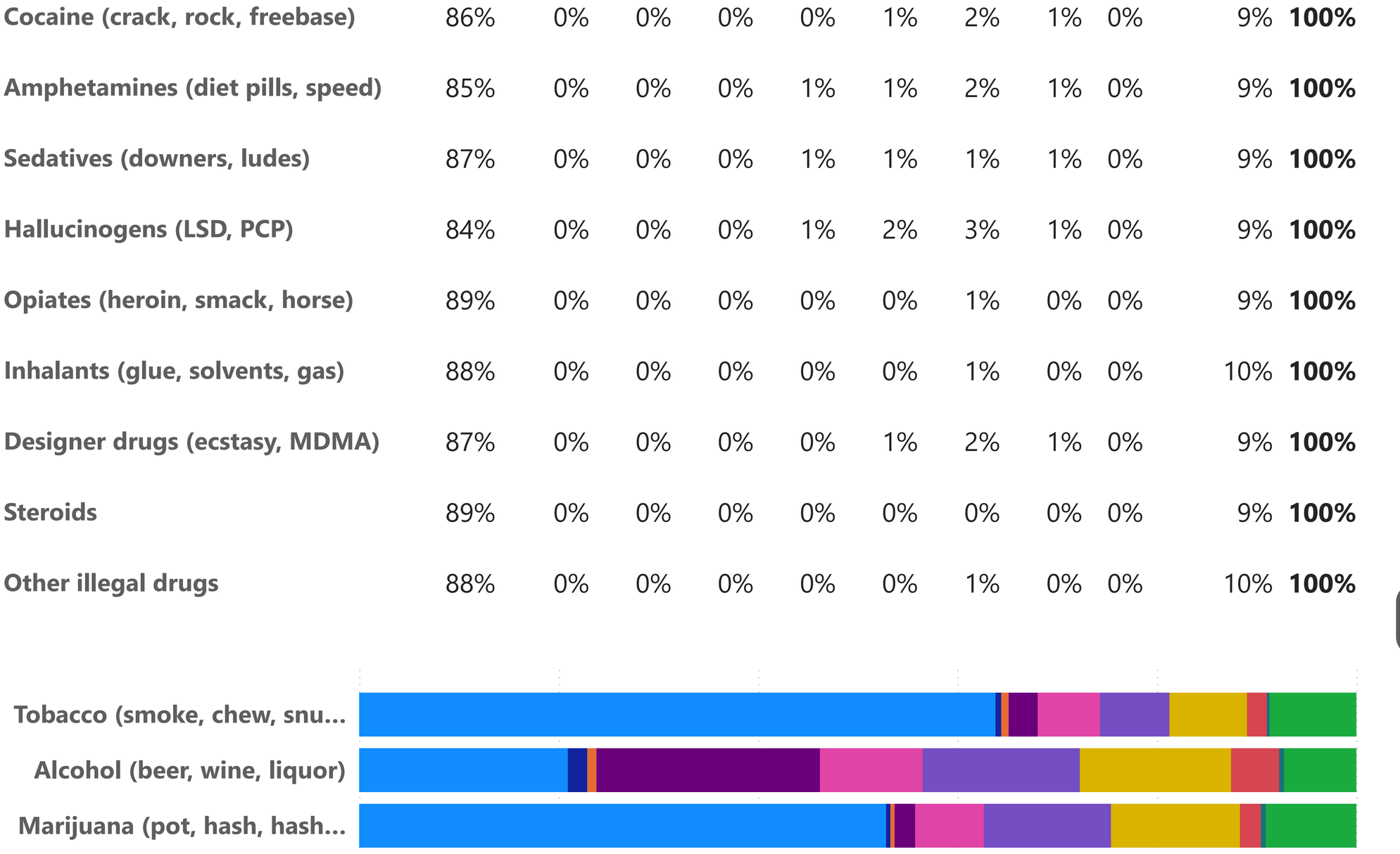

Louisiana Systems

Cross-Tabulation Dashboard

SIUC / Core Institute
School of Psychological and Behavioral Sciences
Life Sciences II, Room 281
1125 Lincoln Dr.
Carbondale, IL 62901-6502
Number of Surveys = 6,122

Core Alcohol & Drug Survey
Tuesday, August 18th, 2026

Within the last year, about how often have you used...

	Did not use	Once/ year	6x/ year	Once/ month	Twice/ month	Once/ week	3x/ week	5x/ week	Every day	Missing	Total
Tobacco (smoke, chew, snuff)	4278	174	122	95	86	73	82	69	493	650	**6122**
Alcohol (beer, wine, liquor)	1908	497	694	493	749	668	340	75	30	668	**6122**
Marijuana (pot, hash, hash oil)	3863	340	246	170	145	133	145	122	285	673	**6122**
Cocaine (crack, rock, freebase)	5318	51	22	8	17	4	1	3	12	686	**6122**
Amphetamines (diet pills, speed)	5288	27	13	13	7	8	9	18	48	691	**6122**
Sedatives (downers, ludes)	5348	29	9	7	3	4	5	3	18	696	**6122**
Hallucinogens (LSD, PCP)	5232	129	34	11	5	3	2	0	9	697	**6122**
Opiates (heroin, smack, horse)	5375	14	9	0	2	2	3	2	10	705	**6122**
Inhalants (glue, solvents, gas)	5340	30	9	7	5	4	0	2	10	715	**6122**
Designer drugs (ecstasy, MDMA)	5324	37	13	4	2	2	4	0	9	727	**6122**
Steroids	5344	9	5	5	2	7	4	0	8	738	**6122**
Other illegal drugs	5308	24	7	6	3	2	3	3	7	759	**6122**

	Did not use	Once / year	6x/ year	Once/ month	Twice/ month	Once/ week	3x/ week	5x/ week	Every day	Missing	Total
Tobacco (smoke, chew, snuff)	68.81%	2.83%	2.00%	1.51%	1.40%	1.21%	1.35%	1.18%	8.31%	11.40%	**100.00%**
Alcohol (beer, wine, liquor)	30.44%	8.10%	11.31%	8.13%	12.17%	10.82%	5.58%	1.28%	0.47%	11.70%	**100.00%**
Marijuana (pot, hash, hash oil)	62.15%	5.48%	4.02%	2.77%	2.34%	2.16%	2.44%	2.05%	4.79%	11.78%	**100.00%**
Cocaine (crack, rock, freebase)	86.06%	0.86%	0.37%	0.14%	0.25%	0.07%	0.02%	0.04%	0.19%	12.01%	**100.00%**
Amphetamines (diet pills, speed)	85.65%	0.46%	0.23%	0.21%	0.09%	0.12%	0.12%	0.28%	0.76%	12.08%	**100.00%**
Sedatives (downers, ludes)	86.62%	0.51%	0.16%	0.09%	0.04%	0.05%	0.07%	0.04%	0.30%	12.14%	**100.00%**
Hallucinogens (LSD, PCP)	84.67%	2.18%	0.53%	0.16%	0.09%	0.02%	0.04%	0.00%	0.14%	12.19%	**100.00%**
Opiates (heroin, smack, horse)	87.06%	0.25%	0.11%	0.00%	0.04%	0.02%	0.05%	0.00%	0.16%	12.33%	**100.00%**
Inhalants (glue, solvents, gas)	86.48%	0.46%	0.16%	0.11%	0.07%	0.05%	0.00%	0.02%	0.16%	12.50%	**100.00%**
Designer drugs (ecstasy, MDMA)	86.21%	0.60%	0.23%	0.04%	0.04%	0.04%	0.05%	0.00%	0.12%	12.68%	**100.00%**
Steroids	86.58%	0.16%	0.09%	0.05%	0.04%	0.07%	0.05%	0.00%	0.12%	12.84%	**100.00%**
Other illegal drugs	86.00%	0.39%	0.09%	0.09%	0.04%	0.04%	0.04%	0.04%	0.11%	13.19%	**100.00%**

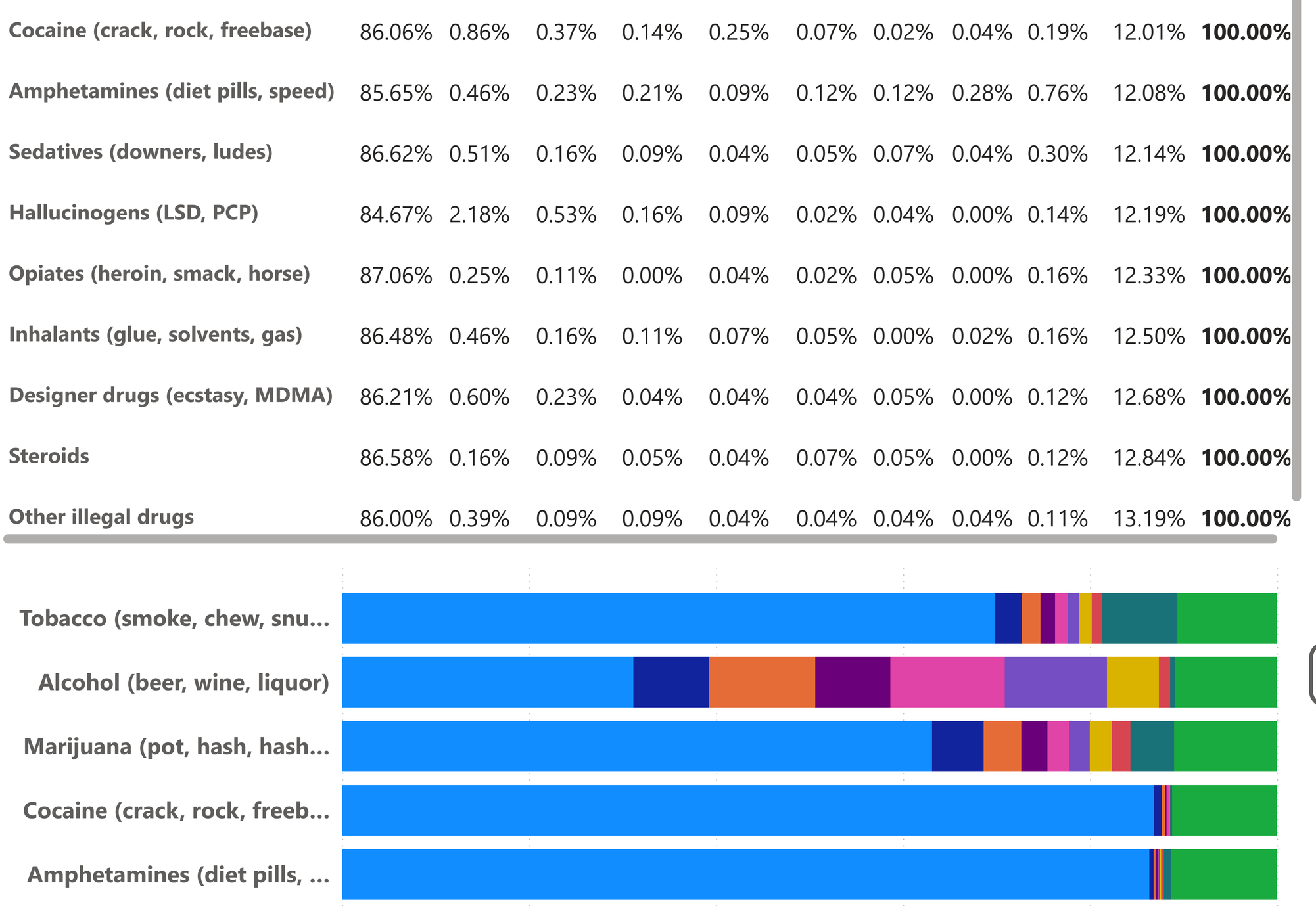

System
- Louisiana Association of Indepe...
- Louisiana Community and Techn...
- Louisiana State University System
- Southern University System
- University of Louisiana System (...

Region
- 1
- 2
- 3
- 4
- 5
- 6
- 7
- 8
- 9

Form Type
- Long-Form
- Short-Form

- Female
- Male

- Freshman
- Sophomore
- Junior
- Senior
- Grad/professional
- Not seeking a degree
- Other

- American Indian/Ala...
- Hispanic
- Asian/Pacific Islander
- White (non-Hispanic)
- Black (non-Hispanic)
- Other

- Single
- Married
- Separated
- Divorced
- Widowed

Clear all slicers

Louisiana Systems

Cross-Tabulation Dashboard

SIUC / Core Institute
School of Psychological and Behavioral Sciences
Life Sciences II, Room 281
1125 Lincoln Dr.
Carbondale, IL 62901-6502
Number of Surveys = 6,122

Core Alcohol & Drug Survey
Tuesday, August 18th, 2026

During the last 30 days, on how many days did you have:

	0 days	1-2 days	3-5 days	6-9 days	10-19 days	20-29 days	All 30 days	Missing	Total
Tobacco (smoke, chew, snuff)	4476	213	84	50	64	90	432	713	**6122**
Alcohol (beer, wine, liquor)	2817	1213	679	348	184	68	27	786	**6122**
Marijuana (pot, hash, hash oil)	4366	261	148	74	126	149	205	793	**6122**
Cocaine (crack, rock, freebase)	5264	24	10	2	4	1	12	805	**6122**
Amphetamines (diet pills, speed)	5223	19	8	5	9	20	37	801	**6122**
Sedatives (downers, ludes)	5265	11	5	5	3	5	17	811	**6122**
Hallucinogens (LSD, PCP)	5260	31	7	2	4	2	11	805	**6122**
Opiates (heroin, smack, horse)	5285	9	2	3	4	0	12	807	**6122**
Inhalants (glue, solvents, gas)	5266	10	3	2	2	3	10	826	**6122**
Designer drugs (ecstasy, MDMA)	5266	9	3	5	0	1	11	827	**6122**
Steroids	5252	8	5	3	4	0	12	838	**6122**
Other illegal drugs	5227	9	0	4	4	2	10	866	**6122**

	0 days	1-2 days	3-5 days	6-9 days	10-19 days	20-29 days	All 30 days	Missing	Total
Tobacco (smoke, chew, snuff)	73.1...	3.48%	1.37%	0.82%	1.05%	1.47%	7.06%	11.65%	**100.00%**
Alcohol (beer, wine, liquor)	46.0...	19.81%	11.09%	5.68%	3.01%	1.11%	0.44%	12.84%	**100.00%**
Marijuana (pot, hash, hash oil)	71.3...	4.26%	2.42%	1.21%	2.06%	2.43%	3.35%	12.95%	**100.00%**
Cocaine (crack, rock, freebase)	85.9...	0.39%	0.16%	0.03%	0.07%	0.02%	0.20%	13.15%	**100.00%**
Amphetamines (diet pills, speed)	85.3...	0.31%	0.13%	0.08%	0.15%	0.33%	0.60%	13.08%	**100.00%**
Sedatives (downers, ludes)	86.0...	0.18%	0.08%	0.08%	0.05%	0.08%	0.28%	13.25%	**100.00%**
Hallucinogens (LSD, PCP)	85.9...	0.51%	0.11%	0.03%	0.07%	0.03%	0.18%	13.15%	**100.00%**
Opiates (heroin, smack, horse)	86.3...	0.15%	0.03%	0.05%	0.07%	0.00%	0.20%	13.18%	**100.00%**
Inhalants (glue, solvents, gas)	86.0...	0.16%	0.05%	0.03%	0.03%	0.05%	0.16%	13.49%	**100.00%**
Designer drugs (ecstasy, MDMA)	86.0...	0.15%	0.05%	0.08%	0.00%	0.02%	0.18%	13.51%	**100.00%**
Steroids	85.7...	0.13%	0.08%	0.05%	0.07%	0.00%	0.20%	13.69%	**100.00%**
Other illegal drugs	85.3...	0.15%	0.00%	0.07%	0.07%	0.03%	0.16%	14.15%	**100.00%**

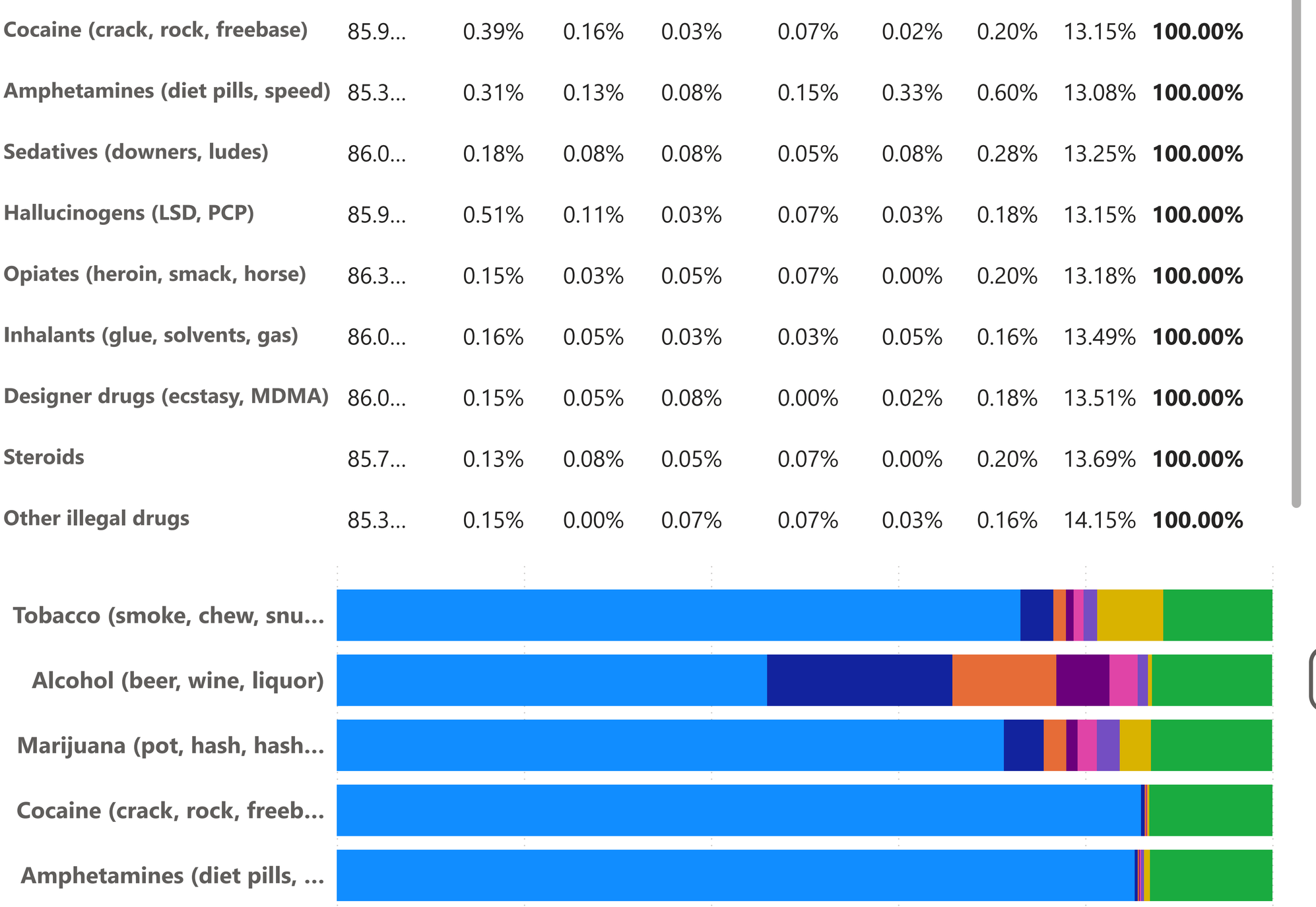

System
- Louisiana Association of Indepe...
- Louisiana Community and Techn...
- Louisiana State University System
- Southern University System
- University of Louisiana System (...

Region
- 1
- 2
- 3
- 4
- 5
- 6
- 7
- 8
- 9

Form Type
- Long-Form
- Short-Form

- Female
- Male

- Freshman
- Sophomore
- Junior
- Senior
- Grad/professional
- Not seeking a degree
- Other

- American Indian/Ala...
- Hispanic
- Asian/Pacific Islander
- White (non-Hispanic)
- Black (non-Hispanic)
- Other

- Single
- Married
- Separated
- Divorced
- Widowed

Clear all slicers

Louisiana Systems

Cross-Tabulation Dashboard

SIUC / Core Institute
School of Psychological and Behavioral Sciences
Life Sciences II, Room 281
1125 Lincoln Dr.
Carbondale, IL 62901-6502
Number of Surveys = 6,122

Core Alcohol & Drug Survey
Tuesday, August 18th, 2026

How often do you think the average student on your campus uses...

	Never	Once/ year	6x/ year	Once/ month	Twice/ month	Once/ week	3x/ week	5x/ week	Every day	Missing	Total
Tobacco (smoke, chew, snuff)	1345	206	250	330	284	635	695	351	1187	839	**6122**
Alcohol (beer, wine, liquor)	859	71	95	187	409	1307	1428	446	487	833	**6122**
Marijuana (pot, hash, hash oil)	1106	163	177	335	386	813	907	503	881	851	**6122**
Cocaine (crack, rock, freebase)	3340	631	286	358	224	207	98	19	74	885	**6122**
Amphetamines (diet pills, speed)	3284	535	302	276	205	256	169	61	144	890	**6122**
Sedatives (downers, ludes)	3571	525	272	261	174	183	101	33	98	904	**6122**
Hallucinogens (LSD, PCP)	3341	717	317	325	206	150	76	13	72	905	**6122**
Opiates (heroin, smack, horse)	3971	518	193	178	104	109	58	19	64	908	**6122**
Inhalants (glue, solvents, gas)	3938	475	197	177	118	119	80	21	72	925	**6122**
Designer drugs (ecstasy, MDMA)	3559	663	288	228	139	148	78	20	73	926	**6122**
Steroids	3452	486	265	312	192	207	120	62	100	926	**6122**
Other illegal drugs	3656	535	210	217	129	139	101	30	125	980	**6122**

	Never	Once/ year	6x/ year	Once/ month	Twice/ month	Once/ week	3x/ week	5x/ week	Every day	Missing	Total
Tobacco (smoke, chew, snuff)	21.97%	3.36%	4.08%	5.39%	4.64%	10.37%	11.35%	5.73%	19.39%	13.70%	**100.00%**
Alcohol (beer, wine, liquor)	14.03%	1.16%	1.55%	3.05%	6.68%	21.35%	23.33%	7.29%	7.95%	13.61%	**100.00%**
Marijuana (pot, hash, hash oil)	18.07%	2.66%	2.89%	5.47%	6.31%	13.28%	14.82%	8.22%	14.39%	13.90%	**100.00%**
Cocaine (crack, rock, freebase)	54.56%	10.31%	4.67%	5.85%	3.66%	3.38%	1.60%	0.31%	1.21%	14.46%	**100.00%**
Amphetamines (diet pills, speed)	53.64%	8.74%	4.93%	4.51%	3.35%	4.18%	2.76%	1.00%	2.35%	14.54%	**100.00%**
Sedatives (downers, ludes)	58.33%	8.58%	4.44%	4.26%	2.84%	2.99%	1.65%	0.54%	1.60%	14.77%	**100.00%**
Hallucinogens (LSD, PCP)	54.57%	11.71%	5.18%	5.31%	3.36%	2.45%	1.24%	0.21%	1.18%	14.78%	**100.00%**
Opiates (heroin, smack, horse)	64.86%	8.46%	3.15%	2.91%	1.70%	1.78%	0.95%	0.31%	1.05%	14.83%	**100.00%**
Inhalants (glue, solvents, gas)	64.33%	7.76%	3.22%	2.89%	1.93%	1.94%	1.31%	0.34%	1.18%	15.11%	**100.00%**
Designer drugs (ecstasy, MDMA)	58.13%	10.83%	4.70%	3.72%	2.27%	2.42%	1.27%	0.33%	1.19%	15.13%	**100.00%**
Steroids	56.39%	7.94%	4.33%	5.10%	3.14%	3.38%	1.96%	1.01%	1.63%	15.13%	**100.00%**
Other illegal drugs	59.72%	8.74%	3.43%	3.54%	2.11%	2.27%	1.65%	0.49%	2.04%	16.01%	**100.00%**



System
- Louisiana Association of Indepe...
- Louisiana Community and Techn...
- Louisiana State University System
- Southern University System
- University of Louisiana System (...

Region
- 1
- 2
- 3
- 4
- 5
- 6
- 7
- 8
- 9

Form Type
- Long-Form
- Short-Form

- Female
- Male

- Freshman
- Sophomore
- Junior
- Senior
- Grad/professional
- Not seeking a degree
- Other

- American Indian/Ala...
- Hispanic
- Asian/Pacific Islander
- White (non-Hispanic)
- Black (non-Hispanic)
- Other

- Single
- Married
- Separated
- Divorced
- Widowed

Clear all slicers

Louisiana Systems

Cross-Tabulation Dashboard

SIUC / Core Institute
School of Psychological and Behavioral Sciences
Life Sciences II, Room 281
1125 Lincoln Dr.
Carbondale, IL 62901-6502
Number of Surveys = 6,122

Core Alcohol & Drug Survey
Tuesday, August 18th, 2026

Where have you used...

	Never used	On campus events	Residence hall	Frat/ sorority	Bar/ restaurant	Where you live	In a car	Private parties	Other
Tobacco (smoke, chew, snuff)	3732	223	239	225	701	1000	745	747	397
Alcohol (beer, wine, liquor)	1627	362	659	558	2035	2493	562	2036	605
Marijuana (pot, hash, hash oil)	3196	164	328	171	356	1221	768	988	491
Cocaine (crack, rock, freebase)	4882	17	14	28	84	78	56	111	63
Amphetamines (diet pills, speed)	4841	23	35	22	36	180	51	59	71
Sedatives (downers, ludes)	4942	9	12	11	16	91	19	41	43
Hallucinogens (LSD, PCP)	4806	11	31	14	20	172	31	94	106
Opiates (heroin, smack, horse)	4994	8	7	9	11	40	20	21	33
Inhalants (glue, solvents, gas)	4958	8	11	15	20	29	11	34	43
Designer drugs (ecstasy, MDMA)	4895	11	7	12	31	64	31	78	58
Steroids	4994	5	7	7	5	22	5	4	28
Other illegal drugs	4908	4	8	15	16	38	19	28	38

	Never used	On campus events	Residence hall	Frat/ sorority	Bar/ restaurant	Where you live	In a car	Private parties	Other
Tobacco (smoke, chew, snuff)	71.07%	4.25%	4.55%	4.28%	13.35%	19.04%	14.19%	14.23%	7.56%
Alcohol (beer, wine, liquor)	30.98%	6.89%	12.55%	10.63%	38.75%	47.48%	10.70%	38.77%	11.52%
Marijuana (pot, hash, hash oil)	60.86%	3.12%	6.25%	3.26%	6.78%	23.25%	14.63%	18.82%	9.35%
Cocaine (crack, rock, freebase)	92.97%	0.32%	0.27%	0.53%	1.60%	1.49%	1.07%	2.11%	1.20%
Amphetamines (diet pills, speed)	92.19%	0.44%	0.67%	0.42%	0.69%	3.43%	0.97%	1.12%	1.35%
Sedatives (downers, ludes)	94.12%	0.17%	0.23%	0.21%	0.30%	1.73%	0.36%	0.78%	0.82%
Hallucinogens (LSD, PCP)	91.53%	0.21%	0.59%	0.27%	0.38%	3.28%	0.59%	1.79%	2.02%
Opiates (heroin, smack, horse)	95.11%	0.15%	0.13%	0.17%	0.21%	0.76%	0.38%	0.40%	0.63%
Inhalants (glue, solvents, gas)	94.42%	0.15%	0.21%	0.29%	0.38%	0.55%	0.21%	0.65%	0.82%
Designer drugs (ecstasy, MDMA)	93.22%	0.21%	0.13%	0.23%	0.59%	1.22%	0.59%	1.49%	1.10%
Steroids	95.11%	0.10%	0.13%	0.13%	0.10%	0.42%	0.10%	0.08%	0.53%
Other illegal drugs	93.47%	0.08%	0.15%	0.29%	0.30%	0.72%	0.36%	0.53%	0.72%

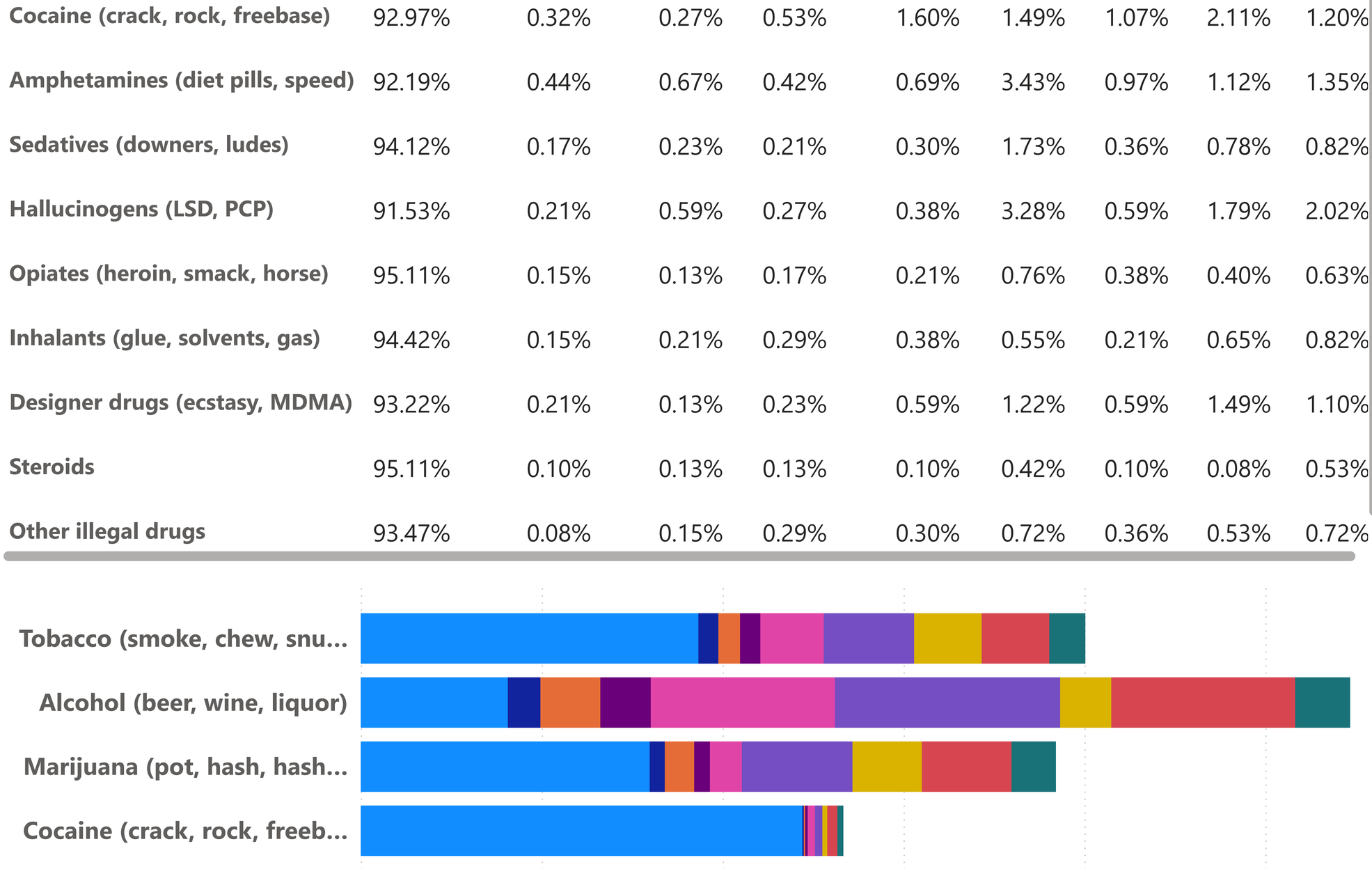

System
- Louisiana Association of Indepe...
- Louisiana Community and Techn...
- Louisiana State University System
- Southern University System
- University of Louisiana System (...

Region
- 1
- 2
- 3
- 4
- 5
- 6
- 7
- 8
- 9

Form Type
- Long-Form
- Short-Form

- Female
- Male

- Freshman
- Sophomore
- Junior
- Senior
- Grad/professional
- Not seeking a degree
- Other

- American Indian/Ala...
- Hispanic
- Asian/Pacific Islander
- White (non-Hispanic)
- Black (non-Hispanic)
- Other

- Single
- Married
- Separated
- Divorced
- Widowed

Clear all slicers

Louisiana Systems

Cross-Tabulation Dashboard

SIUC / Core Institute
School of Psychological and Behavioral Sciences
Life Sciences II, Room 281
1125 Lincoln Dr.
Carbondale, IL 62901-6502
Number of Surveys = 6,122

Core Alcohol & Drug Survey
Tuesday, August 18th, 2026

Please indicate how often you have experienced the following due to your drinking or drug use during the last year...

	Never	Once	Twice	3-5 times	6-9 times	10 or more times	Missing	Total
Had a hangover	2952	734	562	510	200	252	912	**6122**
Performed poorly on a test or important project	4340	318	214	203	43	48	956	**6122**
Been in trouble with police, residence hall, or other college authorities	4943	156	33	17	5	6	962	**6122**
Damaged property, pulled fire alarm, etc.	5056	53	23	20	4	4	962	**6122**
Got into an argument or fight	4309	345	243	167	40	46	972	**6122**
Got nauseated or vomited	3203	741	513	456	109	140	960	**6122**
Driven a car while under the influence	4520	256	113	135	35	96	967	**6122**
Missed a class	4093	319	289	274	87	97	963	**6122**
Been criticized by someone I know	4119	334	287	212	71	130	969	**6122**
Thought I might have a drinking or other drug problem	4635	178	97	110	36	92	974	**6122**
Had a memory loss	4110	398	255	205	58	116	980	**6122**

	Never	Once	Twice	3-5 times	6-9 times	10 or more times	Missing	Total
Had a hangover	48.22%	11.99%	9.18%	8.33%	3.27%	4.12%	14.90%	**100.00%**
Performed poorly on a test or important project	70.89%	5.19%	3.50%	3.32%	0.70%	0.78%	15.62%	**100.00%**
Been in trouble with police, residence hall, or other college authorities	80.74%	2.55%	0.54%	0.28%	0.08%	0.10%	15.71%	**100.00%**
Damaged property, pulled fire alarm, etc.	82.59%	0.87%	0.38%	0.33%	0.07%	0.07%	15.71%	**100.00%**
Got into an argument or fight	70.39%	5.64%	3.97%	2.73%	0.65%	0.75%	15.88%	**100.00%**
Got nauseated or vomited	52.32%	12.10%	8.38%	7.45%	1.78%	2.29%	15.68%	**100.00%**
Driven a car while under the influence	73.83%	4.18%	1.85%	2.21%	0.57%	1.57%	15.80%	**100.00%**
Missed a class	66.86%	5.21%	4.72%	4.48%	1.42%	1.58%	15.73%	**100.00%**
Been criticized by someone I know	67.28%	5.46%	4.69%	3.46%	1.16%	2.12%	15.83%	**100.00%**
Thought I might have a drinking or other drug problem	75.71%	2.91%	1.58%	1.80%	0.59%	1.50%	15.91%	**100.00%**
Had a memory loss	67.13%	6.50%	4.17%	3.35%	0.95%	1.89%	16.01%	**100.00%**

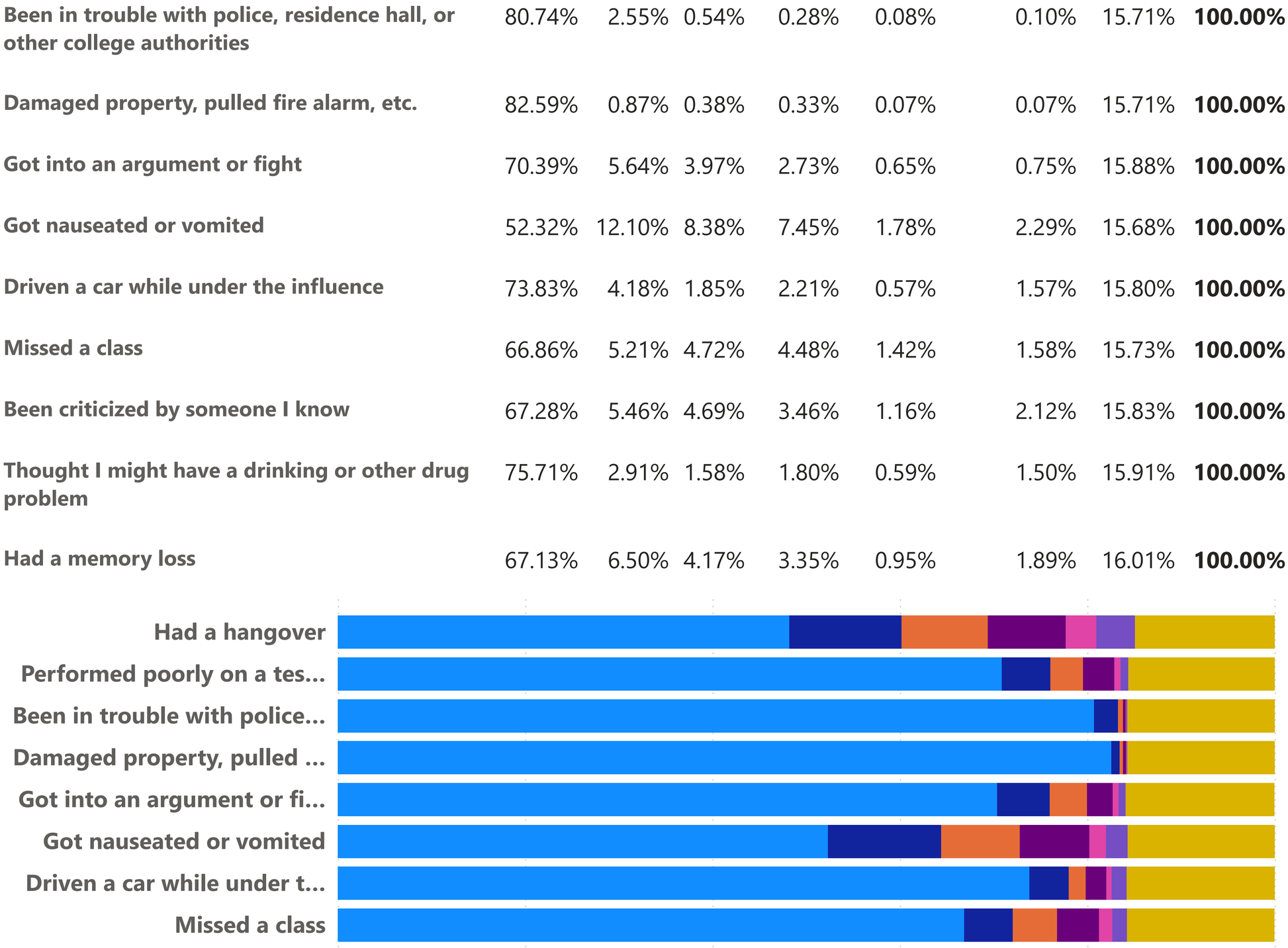

System
- Louisiana Association of Indepe...
- Louisiana Community and Techn...
- Louisiana State University System
- Southern University System
- University of Louisiana System (...

Region
- 1
- 2
- 3
- 4
- 5
- 6
- 7
- 8
- 9

Form Type
- Long-Form
- Short-Form

- Female
- Male

- Freshman
- Sophomore
- Junior
- Senior
- Grad/professional
- Not seeking a degree
- Other

- American Indian/Ala...
- Hispanic
- Asian/Pacific Islander
- White (non-Hispanic)
- Black (non-Hispanic)
- Other

- Single
- Married
- Separated
- Divorced
- Widowed

Clear all slicers

Louisiana Systems

Cross-Tabulation Dashboard

SIUC / Core Institute
School of Psychological and Behavioral Sciences
Life Sciences II, Room 281
1125 Lincoln Dr.
Carbondale, IL 62901-6502
Number of Surveys = 6,122

Core Alcohol & Drug Survey
Tuesday, August 18th, 2026

Have any of your family had alcohol or other drug problems:

	Count	Percent
Mother	636	13.52%
Father	1240	26.37%
Stepmother	84	1.79%
Stepfather	203	4.32%
Brothers/sisters	545	11.59%
Mother's parents	681	14.48%
Father's parents	601	12.78%
Aunts/uncles	1335	28.39%
Spouse	74	1.57%
Children	19	0.40%
None	2053	43.65%
Total	**4703**	**100.00%**



If you volunteer any of your time on or off campus to help others, please indicate approximate number of hours per month:

	Count	Percent
Don't volunteer, or less than 1 hour	3531	57.68%
Missing	1009	16.48%
1-4 hours	880	14.37%
5-9 hours	341	5.57%
10-15 hours	220	3.59%
16 or more hours	141	2.30%
Total	**6122**	**100.00%**



System
- Louisiana Association of Indepe...
- Louisiana Community and Techn...
- Louisiana State University System
- Southern University System
- University of Louisiana System (...

Region
- 1
- 2
- 3
- 4
- 5
- 6
- 7
- 8
- 9

Form Type
- Long-Form
- Short-Form

- Female
- Male

- Freshman
- Sophomore
- Junior
- Senior
- Grad/professional
- Not seeking a degree
- Other

- American Indian/Ala...
- Hispanic
- Asian/Pacific Islander
- White (non-Hispanic)
- Black (non-Hispanic)
- Other

- Single
- Married
- Separated
- Divorced
- Widowed

Clear all slicers

Louisiana Systems

Cross-Tabulation Dashboard

SIUC / Core Institute
School of Psychological and Behavioral Sciences
Life Sciences II, Room 281
1125 Lincoln Dr.
Carbondale, IL 62901-6502
Number of Surveys = 6,122

Core Alcohol & Drug Survey
Tuesday, August 18th, 2026

Within the last year to what extent have you participated in any of the following activities?

	Not involved	Attended	Active involvement, non-leader	Leadership position	Missing	Total
Intercollegiate athletics	1372	0	138	27	4585	**6122**
Intramural or club sports	1262	0	222	52	4586	**6122**
Social fraternities or sororities	1194	128	129	103	4568	**6122**
Religious and interfaith groups	990	260	238	66	4568	**6122**
International and language groups	1456	61	26	5	4574	**6122**
Minority and ethnic organizations	1394	86	47	19	4576	**6122**
Political and social action groups	1372	80	54	26	4590	**6122**
Music and other performing arts groups	1219	162	130	28	4583	**6122**
Student newspaper, radio, TV, magazine, etc.	1442	40	37	22	4581	**6122**
Total	**1555**	**513**	**643**	**258**	**4638**	**6122**

	Not involved	Attended	Active involvement, non-leader	Leadership position	Missing	Total
Intercollegiate athletics	22.41%	0.00%	2.25%	0.44%	74.89%	**100.00%**
Intramural or club sports	20.61%	0.00%	3.63%	0.85%	74.91%	**100.00%**
Social fraternities or sororities	19.50%	2.09%	2.11%	1.68%	74.62%	**100.00%**
Religious and interfaith groups	16.17%	4.25%	3.89%	1.08%	74.62%	**100.00%**
International and language groups	23.78%	1.00%	0.42%	0.08%	74.71%	**100.00%**
Minority and ethnic organizations	22.77%	1.40%	0.77%	0.31%	74.75%	**100.00%**
Political and social action groups	22.41%	1.31%	0.88%	0.42%	74.98%	**100.00%**
Music and other performing arts groups	19.91%	2.65%	2.12%	0.46%	74.86%	**100.00%**
Student newspaper, radio, TV, magazine, etc.	23.55%	0.65%	0.60%	0.36%	74.83%	**100.00%**
Total	**25.40%**	**8.38%**	**10.50%**	**4.21%**	**75.76%**	**100.00%**

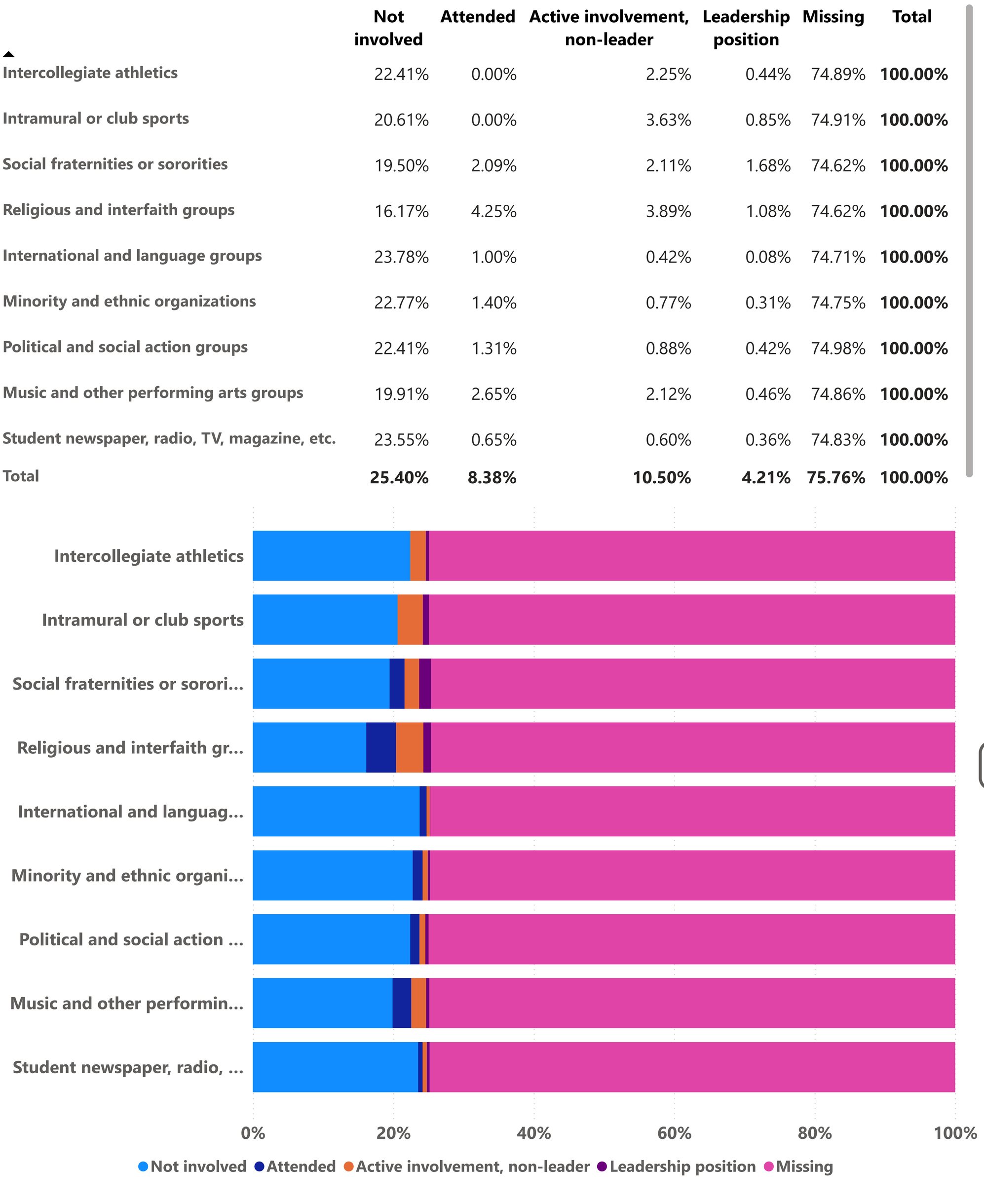

System
- Louisiana Association of Indepe...
- Louisiana Community and Techn...
- Louisiana State University System
- Southern University System
- University of Louisiana System (...

Region
- 1
- 2
- 3
- 4
- 5
- 6
- 7
- 8
- 9

Form Type
- Long-Form
- Short-Form

- Female
- Male

- Freshman
- Sophomore
- Junior
- Senior
- Grad/professional
- Not seeking a degree
- Other

- American Indian/Ala...
- Hispanic
- Asian/Pacific Islander
- White (non-Hispanic)
- Black (non-Hispanic)
- Other

- Single
- Married
- Separated
- Divorced
- Widowed

Clear all slicers

Louisiana Systems

Cross-Tabulation Dashboard

SIUC / Core Institute
School of Psychological and Behavioral Sciences
Life Sciences II, Room 281
1125 Lincoln Dr.
Carbondale, IL 62901-6502
Number of Surveys = 6,122

Core Alcohol & Drug Survey
Tuesday, August 18th, 2026

Indicate whether any of the following have happened to you within the last year while you were in and around campus.

	Yes		No		Missing		Total	
	Count	Percent	Count	Percent	Count	Percent	Count	Percent
Ethnic or racial harassment	109	1.78%	1422	23.23%	4591	74.99%	**6122**	**100.00%**
Threats of physical violence	103	1.68%	1424	23.26%	4595	75.06%	**6122**	**100.00%**
Actual physical violence	35	0.57%	1481	24.19%	4606	75.24%	**6122**	**100.00%**
Theft involving force or threat of force	20	0.33%	1497	24.45%	4605	75.22%	**6122**	**100.00%**
Forced sexual touching or fondling	67	1.09%	1455	23.77%	4600	75.14%	**6122**	**100.00%**
Unwanted sexual intercourse	51	0.83%	1473	24.06%	4598	75.11%	**6122**	**100.00%**
Total	**220**	**3.59%**	**1530**	**24.99%**	**4623**	**75.51%**	**6122**	**100.00%**

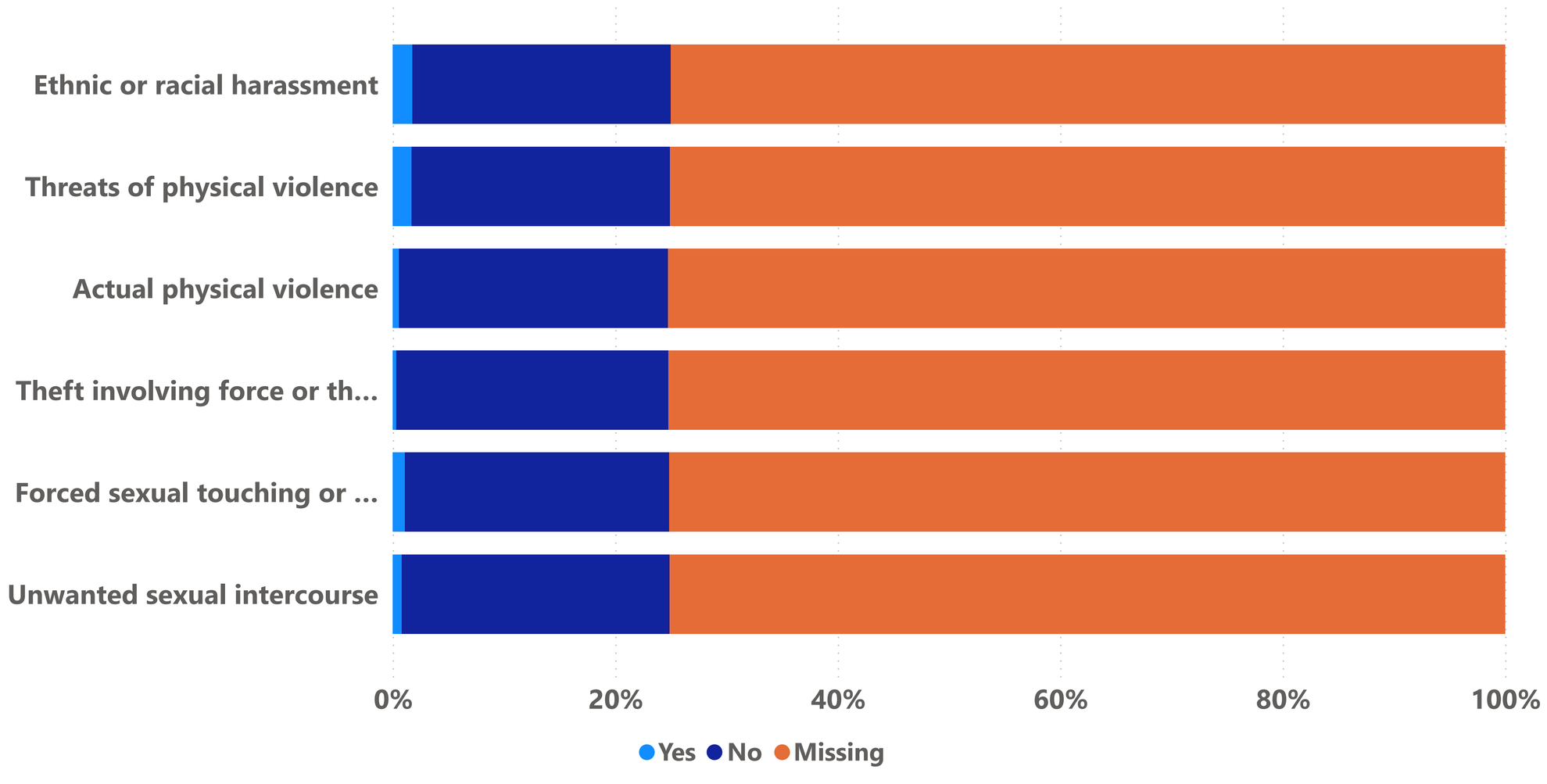

If any of the following have happened to you, indicate if you had consumed alcohol or other drugs shortly before.

	Yes		No		Missing		Total	
	Count	Percent	Count	Percent	Count	Percent	Count	Percent
Ethnic or racial harassment	16	0.26%	701	11.45%	5405	88.29%	**6122**	**100.00%**
Threats of physical violence	32	0.52%	671	10.96%	5419	88.52%	**6122**	**100.00%**
Actual physical violence	21	0.34%	641	10.47%	5460	89.19%	**6122**	**100.00%**
Theft involving force or threat of force	3	0.05%	649	10.60%	5470	89.35%	**6122**	**100.00%**
Forced sexual touching or fondling	29	0.47%	652	10.65%	5441	88.88%	**6122**	**100.00%**
Unwanted sexual intercourse	26	0.42%	642	10.49%	5454	89.09%	**6122**	**100.00%**
Total	**70**	**1.14%**	**757**	**12.37%**	**5486**	**89.61%**	6122	**100.00%**

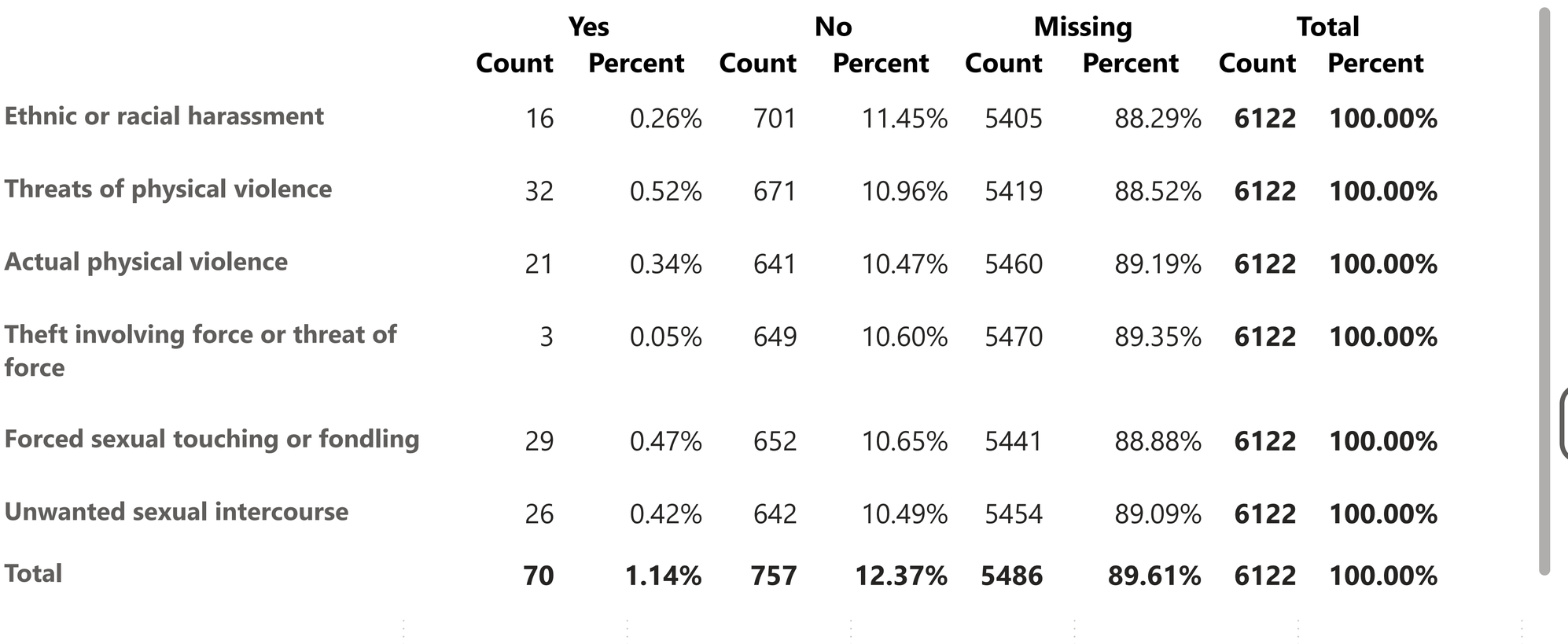

System
- Louisiana Association of Indepe...
- Louisiana Community and Techn...
- Louisiana State University System
- Southern University System
- University of Louisiana System (...

Region
- 1
- 2
- 3
- 4
- 5
- 6
- 7
- 8
- 9

Form Type
- Long-Form
- Short-Form

- Female
- Male

- Freshman
- Sophomore
- Junior
- Senior
- Grad/professional
- Not seeking a degree
- Other

- American Indian/Ala...
- Hispanic
- Asian/Pacific Islander
- White (non-Hispanic)
- Black (non-Hispanic)
- Other

- Single
- Married
- Separated
- Divorced
- Widowed

Clear all slicers

Louisiana Systems

Cross-Tabulation Dashboard

SIUC / Core Institute
School of Psychological and Behavioral Sciences
Life Sciences II, Room 281
1125 Lincoln Dr.
Carbondale, IL 62901-6502
Number of Surveys = 6,122

Core Alcohol & Drug Survey
Tuesday, August 18th, 2026

How do you think your close friends feel (or would feel) about you...

	Don't disapprove	Disapprove	Strongly disapprove	Missing	Total
Trying marijuana once or twice	888	288	335	4611	**6122**
Smoking marijuana occasionally	718	362	432	4610	**6122**
Smoking marijuana regularly	423	466	617	4616	**6122**
Trying cocaine once or twice	111	342	1056	4613	**6122**
Taking cocaine regularly	47	215	1246	4614	**6122**
Trying LSD once or twice	183	319	997	4623	**6122**
Taking LSD regularly	61	246	1197	4618	**6122**
Trying amphetamines once or twice	117	307	1072	4626	**6122**
Taking amphetamines regularly	89	211	1200	4622	**6122**
Taking one or two drinks of an alcoholic beverage nearly every day	384	572	553	4613	**6122**
Taking four or five drinks nearly every day	111	361	1032	4618	**6122**
Having five or more drinks in one sitting	355	367	779	4621	**6122**
Taking steroids for body building or improved athletic performance	133	431	940	4618	**6122**
Total	**1009**	**1152**	**1326**	**4666**	**6122**

	Don't disapprove	Disapprove	Strongly disapprove	Missing	Total
Trying marijuana once or twice	14.51%	4.70%	5.47%	75.32%	**100.00%**
Smoking marijuana occasionally	11.73%	5.91%	7.06%	75.30%	**100.00%**
Smoking marijuana regularly	6.91%	7.61%	10.08%	75.40%	**100.00%**
Trying cocaine once or twice	1.81%	5.59%	17.25%	75.35%	**100.00%**
Taking cocaine regularly	0.77%	3.51%	20.35%	75.37%	**100.00%**
Trying LSD once or twice	2.99%	5.21%	16.29%	75.51%	**100.00%**
Taking LSD regularly	1.00%	4.02%	19.55%	75.43%	**100.00%**
Trying amphetamines once or twice	1.91%	5.01%	17.51%	75.56%	**100.00%**
Taking amphetamines regularly	1.45%	3.45%	19.60%	75.50%	**100.00%**
Taking one or two drinks of an alcoholic beverage nearly every day	6.27%	9.34%	9.03%	75.35%	**100.00%**
Taking four or five drinks nearly every day	1.81%	5.90%	16.86%	75.43%	**100.00%**
Having five or more drinks in one sitting	5.80%	5.99%	12.72%	75.48%	**100.00%**
Taking steroids for body building or improved athletic performance	2.17%	7.04%	15.35%	75.43%	**100.00%**
Total	**16.48%**	**18.82%**	**21.66%**	**76.22%**	**100.00%**

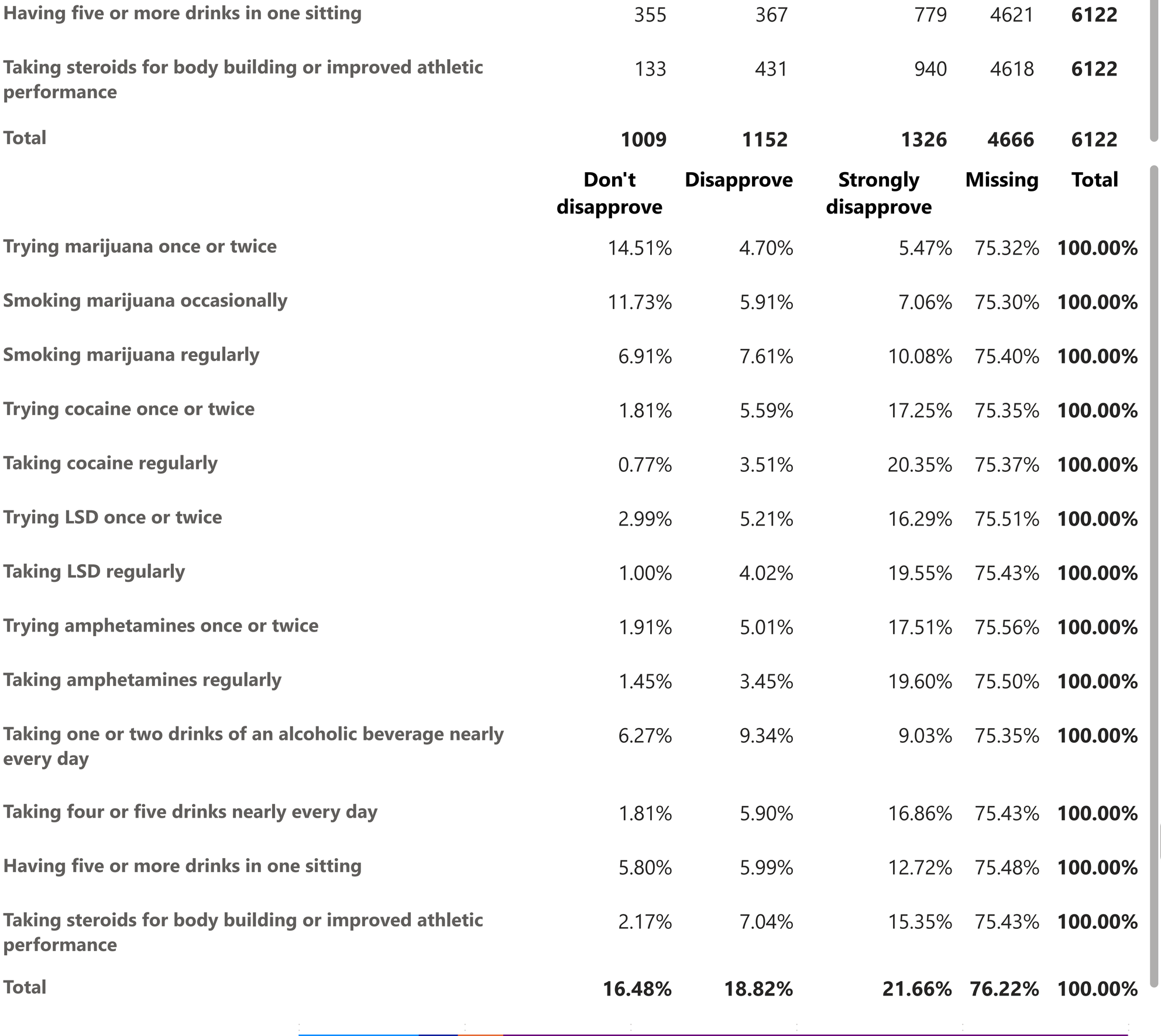

System
- Louisiana Association of Indepe...
- Louisiana Community and Techn...
- Louisiana State University System
- Southern University System
- University of Louisiana System (...

Region
- 1
- 2
- 3
- 4
- 5
- 6
- 7
- 8
- 9

Form Type
- Long-Form
- Short-Form

- Female
- Male

- Freshman
- Sophomore
- Junior
- Senior
- Grad/professional
- Not seeking a degree
- Other

- American Indian/Ala...
- Hispanic
- Asian/Pacific Islander
- White (non-Hispanic)
- Black (non-Hispanic)
- Other

- Single
- Married
- Separated
- Divorced
- Widowed

Clear all slicers

Louisiana Systems

Cross-Tabulation Dashboard

SIUC / Core Institute
School of Psychological and Behavioral Sciences
Life Sciences II, Room 281
1125 Lincoln Dr.
Carbondale, IL 62901-6502
Number of Surveys = 6,122

Core Alcohol & Drug Survey
Tuesday, August 18th, 2026

Do you believe that alcohol has the following effects?

	Yes		No		Missing		Total	
	Count	Percent	Count	Percent	Count	Percent	Count	Percent
Breaks the ice	979	15.99%	523	8.54%	4620	75.47%	**6122**	**100.00%**
Enhances social activity	994	16.24%	503	8.22%	4625	75.55%	**6122**	**100.00%**
Makes it easier to deal with stress	630	10.29%	870	14.21%	4622	75.50%	**6122**	**100.00%**
Facilitates a connection with peers	733	11.97%	762	12.45%	4627	75.58%	**6122**	**100.00%**
Gives people something to talk about	820	13.39%	679	11.09%	4623	75.51%	**6122**	**100.00%**
Facilitates male bonding	701	11.45%	797	13.02%	4624	75.53%	**6122**	**100.00%**
Facilitates female bonding	605	9.88%	885	14.46%	4632	75.66%	**6122**	**100.00%**
Allows people to have more fun	851	13.90%	646	10.55%	4625	75.55%	**6122**	**100.00%**
Gives people something to do	894	14.60%	598	9.77%	4630	75.63%	**6122**	**100.00%**
Makes food taste better	271	4.43%	1223	19.98%	4628	75.60%	**6122**	**100.00%**
Makes women sexier	265	4.33%	1231	20.11%	4626	75.56%	**6122**	**100.00%**
Makes men sexier	217	3.54%	1274	20.81%	4631	75.65%	**6122**	**100.00%**
Makes me sexier	267	4.36%	1228	20.06%	4627	75.58%	**6122**	**100.00%**
Facilitates sexual opportunities	435	7.11%	1061	17.33%	4626	75.56%	**6122**	**100.00%**
Total	**1264**	**20.65%**	**1462**	**23.88%**	**4684**	**76.51%**	**6122**	**100.00%**

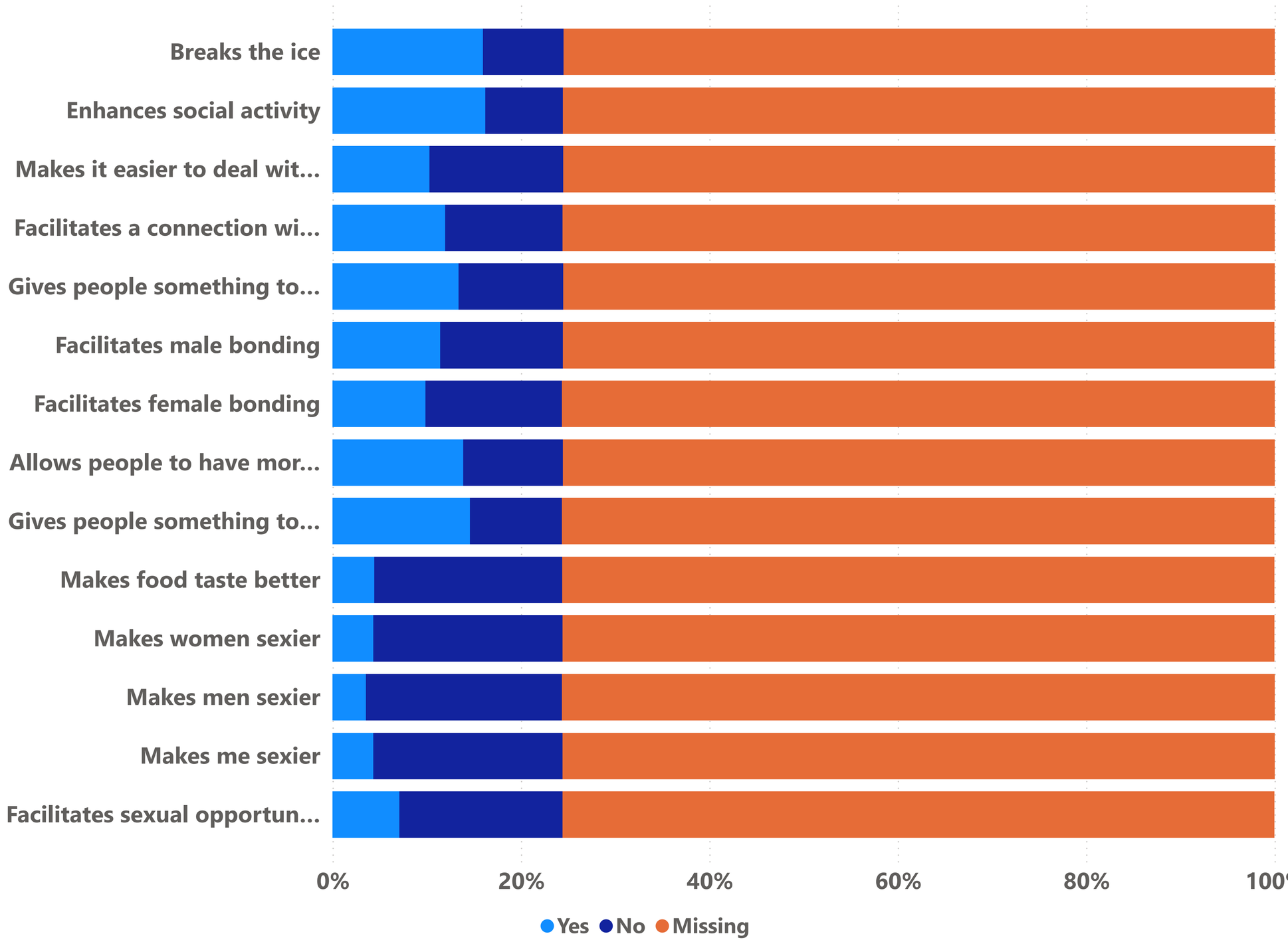

System
- Louisiana Association of Indepe...
- Louisiana Community and Techn...
- Louisiana State University System
- Southern University System
- University of Louisiana System (...

Region
- 1
- 2
- 3
- 4
- 5
- 6
- 7
- 8
- 9

Form Type
- Long-Form
- Short-Form

- Female
- Male

- Freshman
- Sophomore
- Junior
- Senior
- Grad/professional
- Not seeking a degree
- Other

- American Indian/Ala...
- Hispanic
- Asian/Pacific Islander
- White (non-Hispanic)
- Black (non-Hispanic)
- Other

- Single
- Married
- Separated
- Divorced
- Widowed

Clear all slicers

Louisiana Systems

Cross-Tabulation Dashboard

SIUC / Core Institute
School of Psychological and Behavioral Sciences
Life Sciences II, Room 281
1125 Lincoln Dr.
Carbondale, IL 62901-6502
Number of Surveys = 6,122

Core Alcohol & Drug Survey
Tuesday, August 18th, 2026

On this campus, drinking is a central part in the social life of the following groups:

	Yes		No		Missing		Total	
	Count	Percent	Count	Percent	Count	Percent	Count	Percent
Male students	903	14.75%	554	9.05%	4665	76.20%	**6122**	**100.00%**
Female students	681	11.12%	773	12.63%	4668	76.25%	**6122**	**100.00%**
Faculty/staff	173	2.83%	1267	20.70%	4682	76.48%	**6122**	**100.00%**
Alumni	414	6.76%	1026	16.76%	4682	76.48%	**6122**	**100.00%**
Athletes	497	8.12%	943	15.40%	4682	76.48%	**6122**	**100.00%**
Fraternities	1013	16.55%	437	7.14%	4672	76.31%	**6122**	**100.00%**
Sororities	768	12.54%	676	11.04%	4678	76.41%	**6122**	**100.00%**
Total	**1109**	**18.11%**	**1344**	**21.95%**	**4716**	**77.03%**	**6122**	**100.00%**

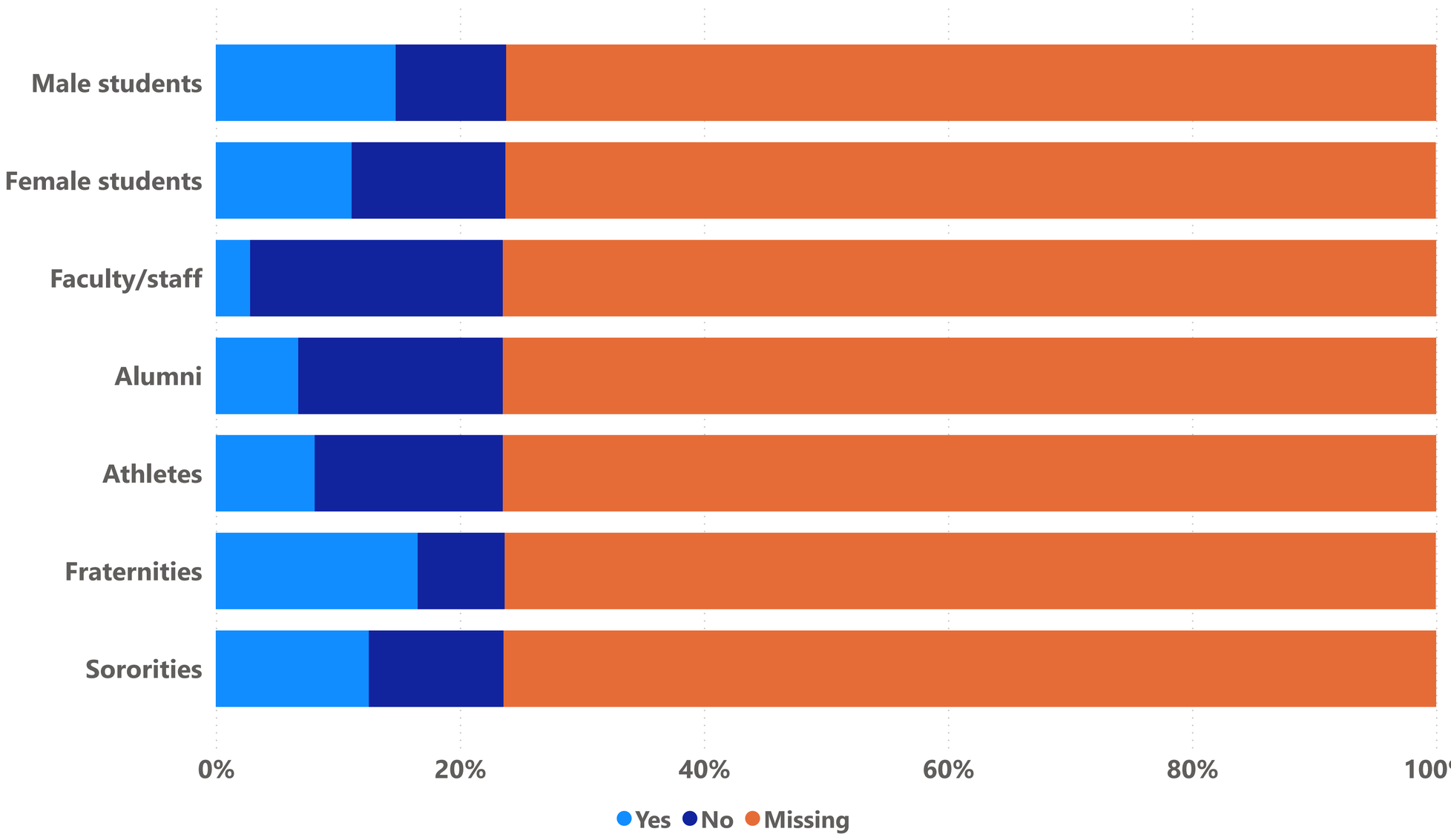

Campus environment:

Does the social atmosphere on this campus promote alcohol use?

	Count	Percent
Yes	315	5.15%
No	1148	18.75%
Missing	4659	76.10%
Total	**6122**	**100.00%**

Does the social atmosphere promote other drug use?

	Count	Percent
Yes	141	2.30%
No	1318	21.53%
Missing	4663	76.17%
Total	**6122**	**100.00%**

Do you feel safe on this campus?

	Count	Percent
Yes	1330	21.72%
No	141	2.30%
Missing	4651	75.97%
Total	**6122**	**100.00%**

Compared to other campuses with which you are familiar, this campus' use of alcohol is...

	Count	Percent
Greater than other campuses	105	1.72%
Less than other campuses	694	11.34%
About the same as other campuses	656	10.72%
Missing	4667	76.23%
Total	**6122**	**100.00%**

System
- Louisiana Association of Indepe...
- Louisiana Community and Techn...
- Louisiana State University System
- Southern University System
- University of Louisiana System (...

Region
- 1
- 2
- 3
- 4
- 5
- 6
- 7
- 8
- 9

Form Type
- Long-Form
- Short-Form

- Female
- Male

- Freshman
- Sophomore
- Junior
- Senior
- Grad/professional
- Not seeking a degree
- Other

- American Indian/Ala...
- Hispanic
- Asian/Pacific Islander
- White (non-Hispanic)
- Black (non-Hispanic)
- Other

- Single
- Married
- Separated
- Divorced
- Widowed

Clear all slicers

Louisiana Systems

Cross-Tabulation Dashboard

SIUC / Core Institute
School of Psychological and Behavioral Sciences
Life Sciences II, Room 281
1125 Lincoln Dr.
Carbondale, IL 62901-6502
Number of Surveys = 6,122

Core Alcohol & Drug Survey
Tuesday, August 18th, 2026

Housing preferences:

If you live in university housing, do you live in a designated alcohol-free/drug-free residence hall?

	Count	Percent
Yes	696	11.37%
No	495	8.09%
Missing	4931	80.55%
Total	**6122**	**100.00%**



If no, would you like to live in such a residence hall unit if it were available?

	Count	Percent
Yes	209	3.41%
No	404	6.60%
Missing	5509	89.99%
Total	**6122**	**100.00%**



To what extent do students on this campus care about problems associated with...

	Not at all		Slightly		Somewhat		Very much		Missing		Total	
	Count	Percent	Count	Percent	Count	Percent	Count	Percent	Count	Percent	Count	Percent
Alcohol and other drug use	338	5.52%	471	7.69%	455	7.43%	161	2.63%	4697	76.72%	**6122**	**100.00%**
Campus vandalism	318	5.19%	351	5.73%	423	6.91%	327	5.34%	4703	76.82%	**6122**	**100.00%**
Sexual assault	133	2.17%	93	1.52%	278	4.54%	918	15.00%	4700	76.77%	**6122**	**100.00%**
Assaults that are non-sexual	144	2.35%	170	2.78%	393	6.42%	707	11.55%	4708	76.90%	**6122**	**100.00%**
Harassment because of gender	173	2.83%	204	3.33%	380	6.21%	653	10.67%	4712	76.97%	**6122**	**100.00%**
Harassment because of sexual orientation	198	3.23%	218	3.56%	354	5.78%	643	10.50%	4709	76.92%	**6122**	**100.00%**
Harassment because of race or ethnicity	175	2.86%	153	2.50%	337	5.50%	747	12.20%	4710	76.94%	**6122**	**100.00%**
Harassment because of religion	229	3.74%	236	3.85%	390	6.37%	558	9.11%	4709	76.92%	**6122**	**100.00%**
Total	**569**	**9.29%**	**805**	**13.15%**	**1028**	**16.79%**	**1030**	**16.82%**	**4740**	**77.43%**	**6122**	**100.00%**

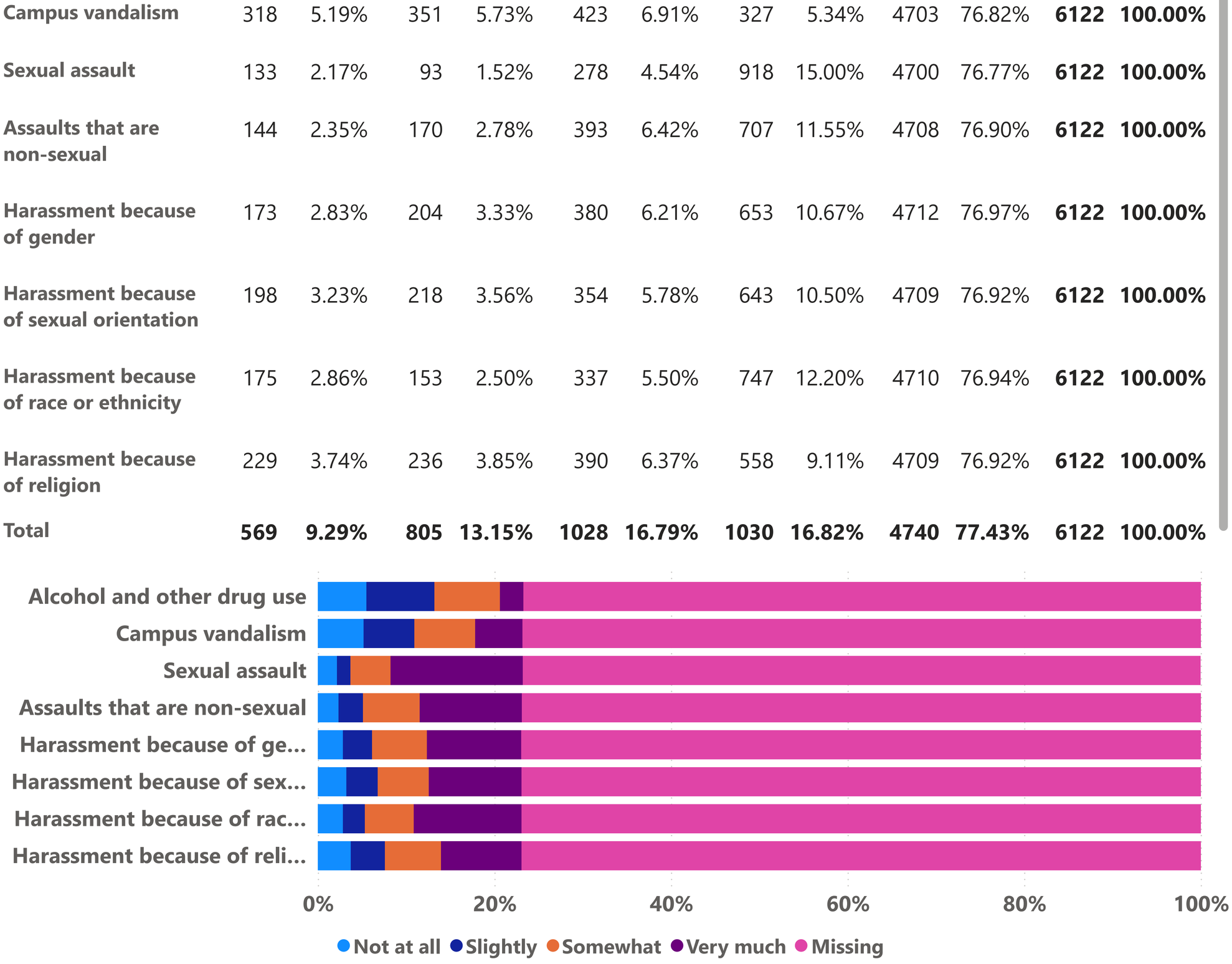

System
- Louisiana Association of Indepe...
- Louisiana Community and Techn...
- Louisiana State University System
- Southern University System
- University of Louisiana System (...

Region
- 1
- 2
- 3
- 4
- 5
- 6
- 7
- 8
- 9

Form Type
- Long-Form
- Short-Form

- Female
- Male

- Freshman
- Sophomore
- Junior
- Senior
- Grad/professional
- Not seeking a degree
- Other

- American Indian/Ala...
- Hispanic
- Asian/Pacific Islander
- White (non-Hispanic)
- Black (non-Hispanic)
- Other

- Single
- Married
- Separated
- Divorced
- Widowed

Clear all slicers

To what extent has your alcohol use changed within the last 12 months?

	Count	Percent
Increased	152	2.48%
About the same	410	6.70%
Decreased	392	6.40%
I have not used alcohol	508	8.30%
Missing	4660	76.12%
Total	**6122**	**100.00%**



To what extent has your illegal drug use changed within the last 12 months?

	Count	Percent
Increased	63	1.03%
About the same	137	2.24%
Decreased	171	2.79%
I have not used drugs	1089	17.79%
Missing	4662	76.15%
Total	**6122**	**100.00%**



Louisiana Systems

Cross-Tabulation Dashboard

SIUC / Core Institute
School of Psychological and Behavioral Sciences
Life Sciences II, Room 281
1125 Lincoln Dr.
Carbondale, IL 62901-6502
Number of Surveys = 6,122

Core Alcohol & Drug Survey
Tuesday, August 18th, 2026

How much do you think people risk harming themselves (physically or in other ways) if they...

	No risk	Slight risk	Moderate risk	Great risk	Can't say	Missing	Total
Try marijuana once or twice	597	442	151	129	103	4700	**6122**
Smoke marijuana occasionally	357	411	340	197	107	4710	**6122**
Smoke marijuana regularly	180	268	391	461	115	4707	**6122**
Try cocaine once or twice	88	206	333	636	140	4719	**6122**
Take cocaine regularly	50	41	119	1050	151	4711	**6122**
Try LSD once or twice	107	194	292	642	173	4714	**6122**
Total	**689**	**1046**	**1128**	**1247**	**352**	**4782**	**6122**

	No risk	Slight risk	Moderate risk	Great risk	Can't say	Missing	Total
Try marijuana once or twice	9.75%	7.22%	2.47%	2.11%	1.68%	76.77%	**100.00%**
Smoke marijuana occasionally	5.83%	6.71%	5.55%	3.22%	1.75%	76.94%	**100.00%**
Smoke marijuana regularly	2.94%	4.38%	6.39%	7.53%	1.88%	76.89%	**100.00%**
Try cocaine once or twice	1.44%	3.36%	5.44%	10.39%	2.29%	77.08%	**100.00%**
Take cocaine regularly	0.82%	0.67%	1.94%	17.15%	2.47%	76.95%	**100.00%**
Try LSD once or twice	1.75%	3.17%	4.77%	10.49%	2.83%	77.00%	**100.00%**
Total	**11.25%**	**17.09%**	**18.43%**	**20.37%**	**5.75%**	**78.11%**	**100.00%**

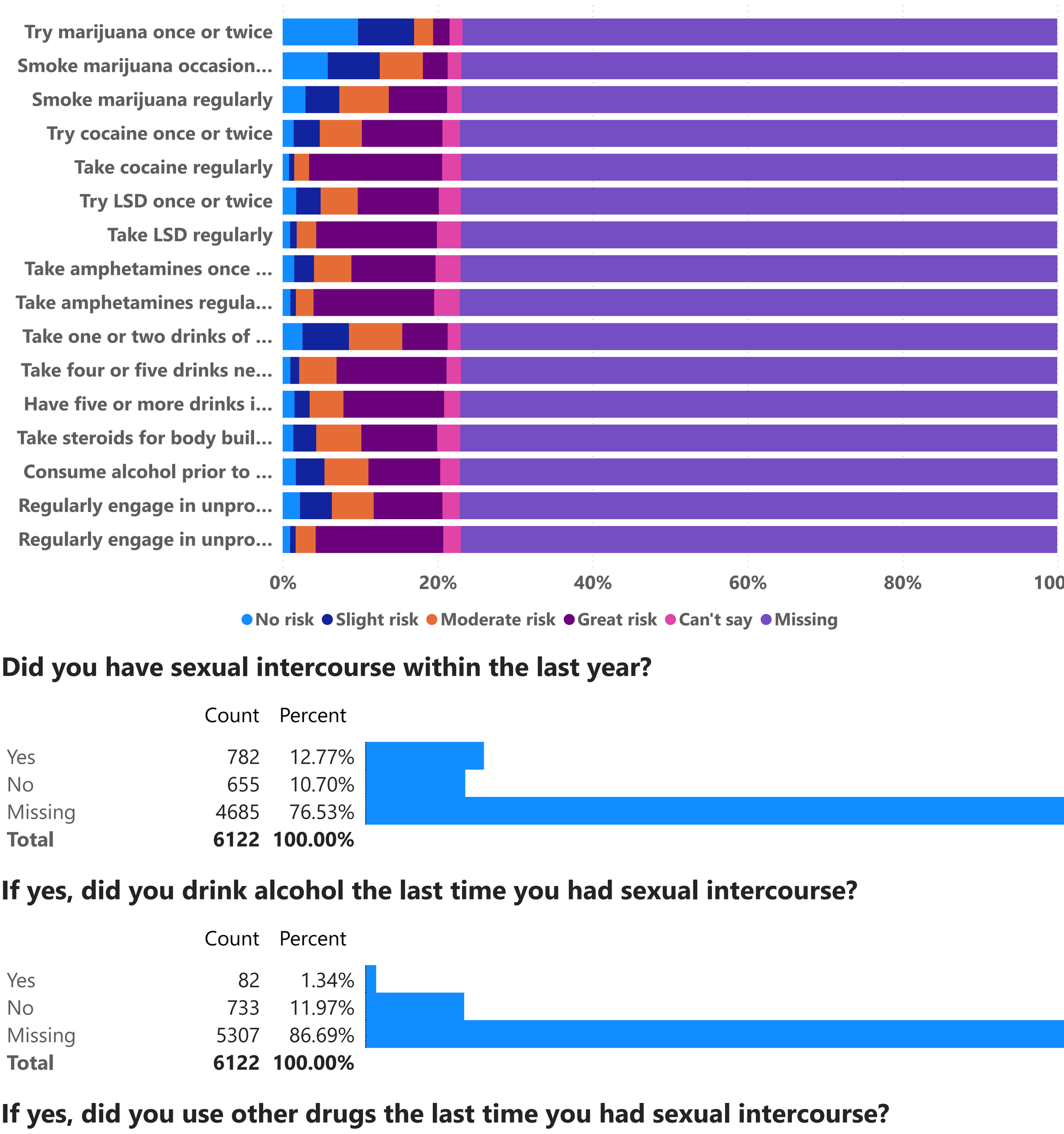

System
- Louisiana Association of Indepe...
- Louisiana Community and Techn...
- Louisiana State University System
- Southern University System
- University of Louisiana System (...

Region
- 1
- 2
- 3
- 4
- 5
- 6
- 7
- 8
- 9

Form Type
- Long-Form
- Short-Form

- Female
- Male

- Freshman
- Sophomore
- Junior
- Senior
- Grad/professional
- Not seeking a degree
- Other

- American Indian/Ala...
- Hispanic
- Asian/Pacific Islander
- White (non-Hispanic)
- Black (non-Hispanic)
- Other

- Single
- Married
- Separated
- Divorced
- Widowed

Clear all slicers

Did you have sexual intercourse within the last year?

	Count	Percent
Yes	782	12.77%
No	655	10.70%
Missing	4685	76.53%
Total	**6122**	**100.00%**

If yes, did you drink alcohol the last time you had sexual intercourse?

	Count	Percent
Yes	82	1.34%
No	733	11.97%
Missing	5307	86.69%
Total	**6122**	**100.00%**

If yes, did you use other drugs the last time you had sexual intercourse?

	Count	Percent
Yes	53	0.87%
No	763	12.46%
Missing	5306	86.67%
Total	**6122**	**100.00%**



Louisiana Systems

Cross-Tabulation Dashboard

SIUC / Core Institute
School of Psychological and Behavioral Sciences
Life Sciences II, Room 281
1125 Lincoln Dr.
Carbondale, IL 62901-6502
Number of Surveys = 6,122

Core Alcohol & Drug Survey
Tuesday, August 18th, 2026

During the past 30 days, to what extent have you engaged in any of the following behaviors?

	Zero times	One time	Two times	3-5 times	6-9 times	10 or more times	Missing	Total
Refused an offer of alcohol or other drugs	762	220	191	139	27	52	4731	**6122**
Bragged about your alcohol or other drug use	1307	41	19	15	2	6	4732	**6122**
Heard someone else brag about his/her alcohol or other drug use	796	139	205	155	35	54	4738	**6122**
Carried a weapon such as a gun, knife, etc.	1158	35	26	33	23	109	4738	**6122**
Experienced peer pressure to drink or use drugs	1116	107	82	39	15	21	4742	**6122**
Held a drink to have people stop bothering you about why you weren't drinking	1291	48	20	15	6	4	4738	**6122**
Thought a sexual partner was not attractive because he/she was drunk	1220	65	46	25	12	10	4744	**6122**
Told a sexual partner that he/she was not attractive because he/she was drunk	1303	25	20	15	4	9	4746	**6122**
Total	**1390**	**493**	**446**	**324**	**96**	**185**	**4773**	**6122**

	Zero times	One time	Two times	3-5 times	6-9 times	10 or more times	Missing	Total
Refused an offer of alcohol or other drugs	12.45%	3.59%	3.12%	2.27%	0.44%	0.85%	77.28%	**100.00%**
Bragged about your alcohol or other drug use	21.35%	0.67%	0.31%	0.25%	0.03%	0.10%	77.30%	**100.00%**
Heard someone else brag about his/her alcohol or other drug use	13.00%	2.27%	3.35%	2.53%	0.57%	0.88%	77.39%	**100.00%**
Carried a weapon such as a gun, knife, etc.	18.92%	0.57%	0.42%	0.54%	0.38%	1.78%	77.39%	**100.00%**
Experienced peer pressure to drink or use drugs	18.23%	1.75%	1.34%	0.64%	0.25%	0.34%	77.46%	**100.00%**
Held a drink to have people stop bothering you about why you weren't drinking	21.09%	0.78%	0.33%	0.25%	0.10%	0.07%	77.39%	**100.00%**
Thought a sexual partner was not attractive because he/she was drunk	19.93%	1.06%	0.75%	0.41%	0.20%	0.16%	77.49%	**100.00%**
Told a sexual partner that he/she was not attractive because he/she was drunk	21.28%	0.41%	0.33%	0.25%	0.07%	0.15%	77.52%	**100.00%**
Total	**22.70%**	**8.05%**	**7.29%**	**5.29%**	**1.57%**	**3.02%**	**77.96%**	**100.00%**

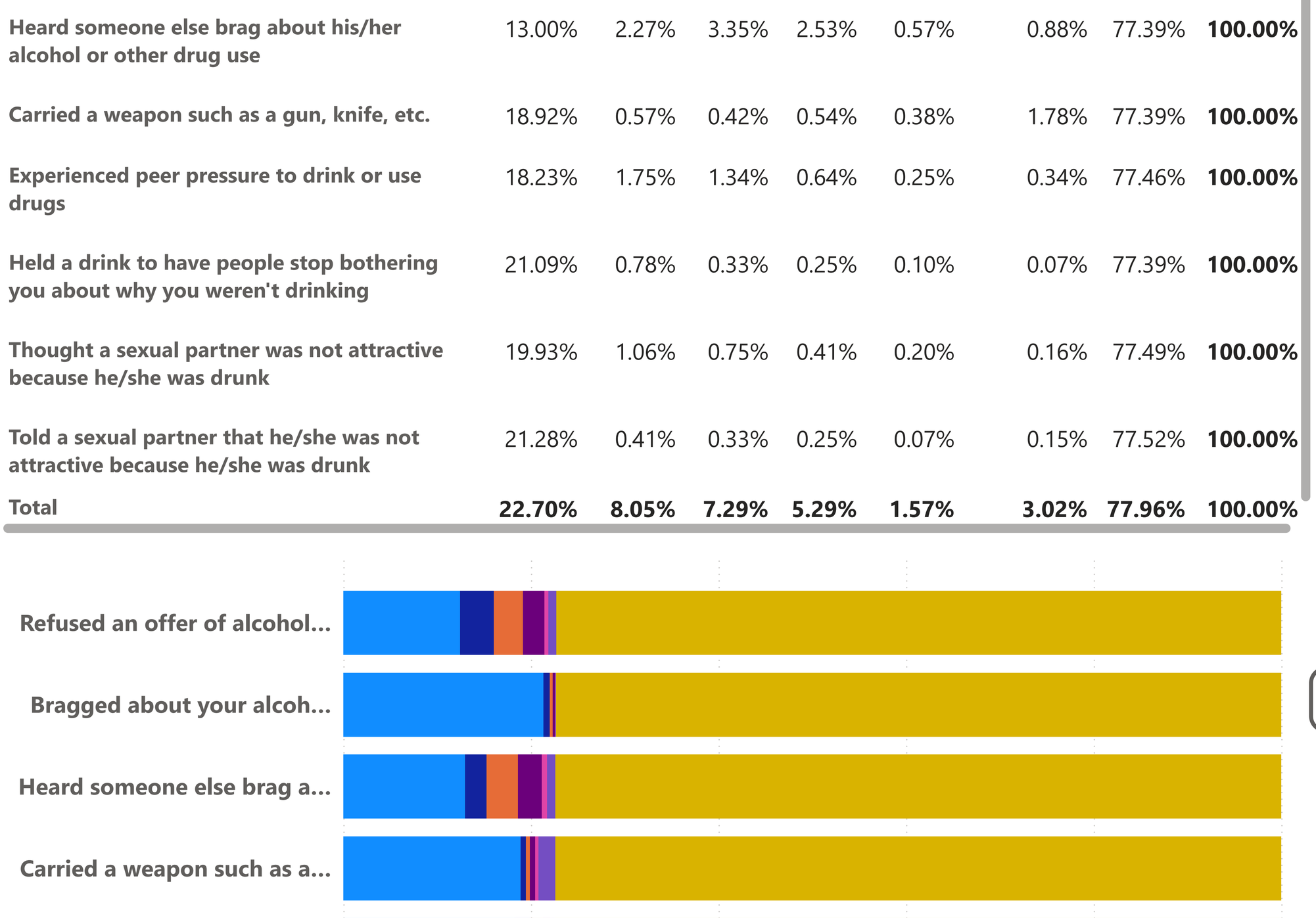

System
- Louisiana Association of Indepe...
- Louisiana Community and Techn...
- Louisiana State University System
- Southern University System
- University of Louisiana System (...

Region
- 1
- 2
- 3
- 4
- 5
- 6
- 7
- 8
- 9

Form Type
- Long-Form
- Short-Form

- Female
- Male

- Freshman
- Sophomore
- Junior
- Senior
- Grad/professional
- Not seeking a degree
- Other

- American Indian/Ala...
- Hispanic
- Asian/Pacific Islander
- White (non-Hispanic)
- Black (non-Hispanic)
- Other

- Single
- Married
- Separated
- Divorced
- Widowed

Clear all slicers

Louisiana Systems

Cross-Tabulation Dashboard

SIUC / Core Institute
School of Psychological and Behavioral Sciences
Life Sciences II, Room 281
1125 Lincoln Dr.
Carbondale, IL 62901-6502
Number of Surveys = 6,122

Core Alcohol & Drug Survey
Tuesday, August 18th, 2026

To what extent do you agree with the following statements?

	Strongly agree	Agree	Neutral	Disagree	Strongly disagree	Don't know	Missing	Total
I feel valued as a person on this campus	362	485	390	61	38	55	4731	**6122**
I feel that faculty and staff care about me as a student	443	533	294	49	18	47	4738	**6122**
I have a responsibility to contribute to the well-being of other students	385	493	359	70	21	53	4741	**6122**
My campus encourages me to help others in need	352	503	374	66	24	58	4745	**6122**
I abide by the university policy and regulations that concern alcohol and other drug use	713	351	174	70	21	51	4742	**6122**
Total	**850**	**936**	**758**	**228**	**78**	**112**	**4761**	**6122**

	Strongly agree	Agree	Neutral	Disagree	Strongly disagree	Don't know	Missing	Total
I feel valued as a person on this campus	5.91%	7.92%	6.37%	1.00%	0.62%	0.90%	77.28%	**100.00%**
I feel that faculty and staff care about me as a student	7.24%	8.71%	4.80%	0.80%	0.29%	0.77%	77.39%	**100.00%**
I have a responsibility to contribute to the well-being of other students	6.29%	8.05%	5.86%	1.14%	0.34%	0.87%	77.44%	**100.00%**
My campus encourages me to help others in need	5.75%	8.22%	6.11%	1.08%	0.39%	0.95%	77.51%	**100.00%**
I abide by the university policy and regulations that concern alcohol and other drug use	11.65%	5.73%	2.84%	1.14%	0.34%	0.83%	77.46%	**100.00%**
Total	**13.88%**	**15.29%**	**12.38%**	**3.72%**	**1.27%**	**1.83%**	**77.77%**	**100.00%**

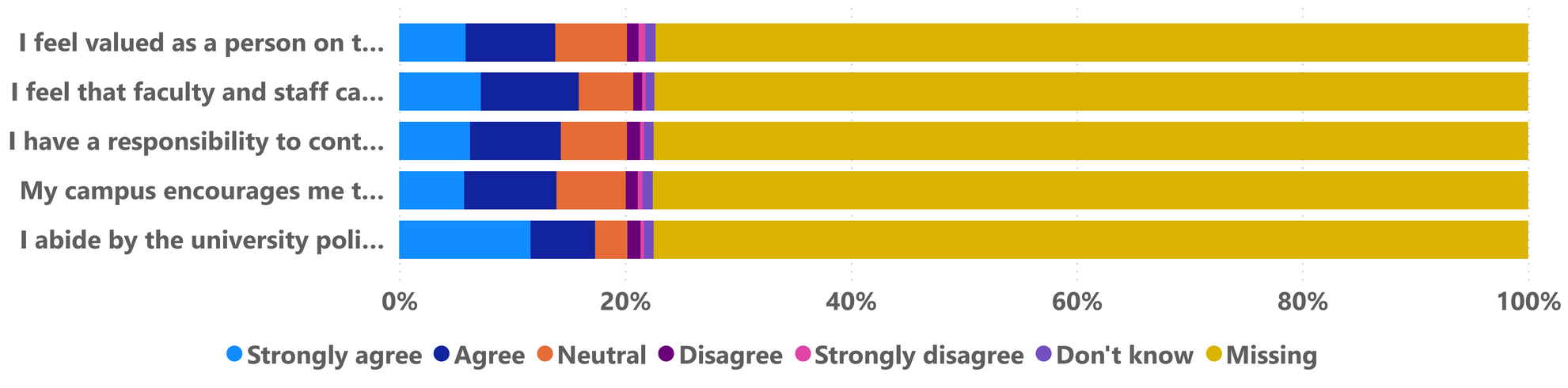

In which of the following ways does other students' drinking interfere with your life on or around campus?

	Yes		No		Missing		Total	
	Count	Percent	Count	Percent	Count	Percent	Count	Percent
Interrupts your studying	236	3.85%	1117	18.25%	4769	77.90%	**6122**	**100.00%**
Makes you feel unsafe	298	4.87%	1057	17.27%	4767	77.87%	**6122**	**100.00%**
Messes up your physical living space	260	4.25%	1088	17.77%	4774	77.98%	**6122**	**100.00%**
Adversely affects your involvement on an athletic team or in other organized groups	152	2.48%	1195	19.52%	4775	78.00%	**6122**	**100.00%**
Prevents you from enjoying events	247	4.03%	1095	17.89%	4780	78.08%	**6122**	**100.00%**
Interferes in other way(s)	245	4.00%	1094	17.87%	4783	78.13%	**6122**	**100.00%**
Doesn't interfere with my life	782	12.77%	556	9.08%	4784	78.14%	**6122**	**100.00%**
Total	**1113**	**18.18%**	**1333**	**21.77%**	**4835**	**78.98%**	**6122**	**100.00%**

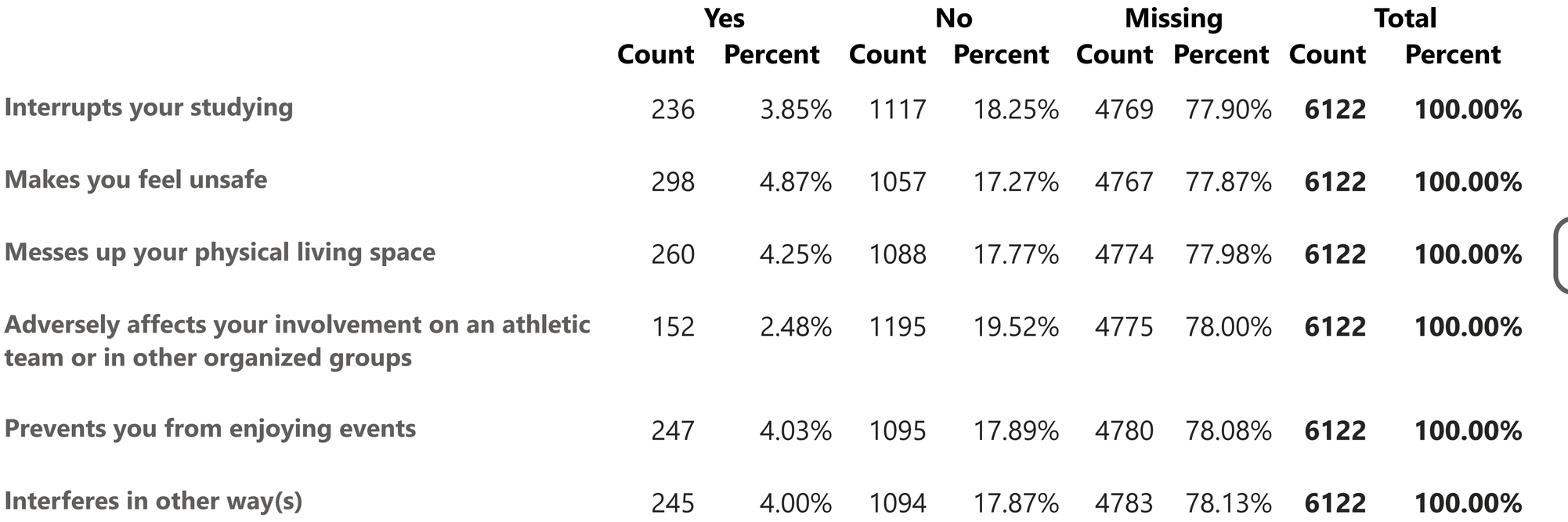

System
- Louisiana Association of Indepe...
- Louisiana Community and Techn...
- Louisiana State University System
- Southern University System
- University of Louisiana System (...

Region
- 1
- 2
- 3
- 4
- 5
- 6
- 7
- 8
- 9

Form Type
- Long-Form
- Short-Form

- Female
- Male

- Freshman
- Sophomore
- Junior
- Senior
- Grad/professional
- Not seeking a degree
- Other

- American Indian/Ala...
- Hispanic
- Asian/Pacific Islander
- White (non-Hispanic)
- Black (non-Hispanic)
- Other

- Single
- Married
- Separated
- Divorced
- Widowed

Clear all slicers