

Louisiana Board of Regents



BOARD *of* REGENTS
STATE OF LOUISIANA

Meeting as a Committee of the Whole

October 20, 2021
10:15 a.m.

AGENDA ITEM II.

Roll Call



AGENDA ITEM III.

Public Comments



AGENDA ITEM IV.

Approval of Minutes
from the September 22, 2021 Meeting



AGENDA ITEM V.

Chair's Comments



LSU Legend



Girl Scouts Louisiana East's Fifth Annual

Juliette Gordon Low LEADERSHIP LUNCHEON

Thursday, October 21
Audubon Tea Room, New Orleans



Board of Regents

Nominating Committee

T. Jay Seale, III (Chair)

Sonia A. Perez

Gary Solomon, Jr.

Wilbert Pryor

Terrie P. Sterling



AGENDA ITEM VI.

Master Plan Update Louisiana Math Forward



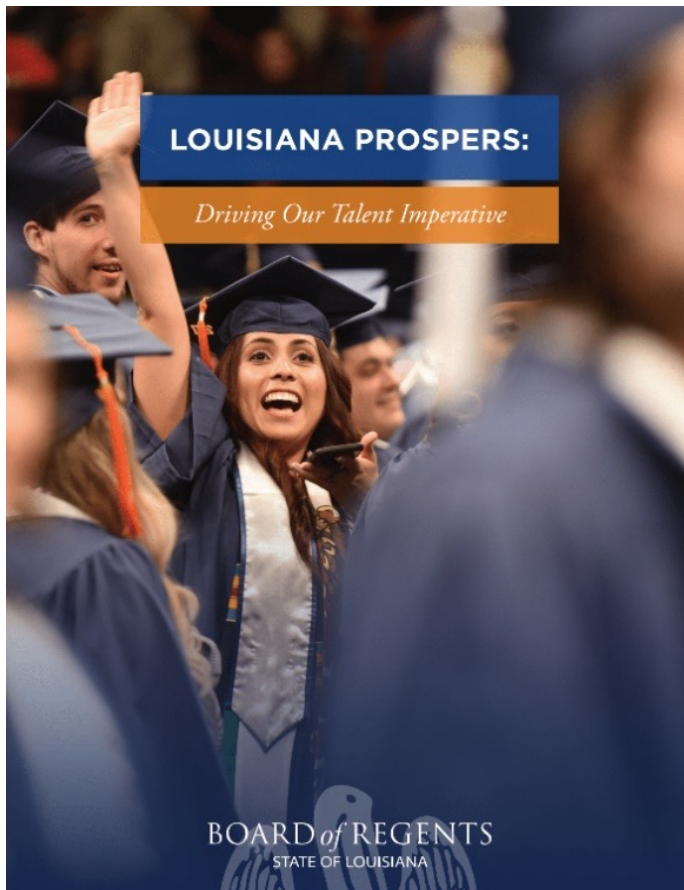


BOARD of REGENTS
STATE OF LOUISIANA



Scaling Co-Requisite Remediation in Mathematics

Janet Newhall, Assistant Commissioner for Academic Affairs
Mellynn Baker, Assistant Commissioner for Academic Innovation



STRONG START TO FINISH

Building momentum for postsecondary success



BOARD of REGENTS
STATE OF LOUISIANA

Ascendium

BILL & MELINDA
GATES foundation

THE KRESGE FOUNDATION

 **EDUCATION COMMISSION
OF THE STATES**
Your education policy team.



The Goal

To support accelerated implementation of high-quality co-requisite math models across the state.

To significantly increase the number of students who pass gateway math in the first year.

Status Quo

Remedial education: Required non-credit courses before enrollment in college-level math.

Evidence-Based Reform

Co-requisite remediation: Just in time supplementary instruction during a college-level math course.



BOARD of REGENTS
STATE OF LOUISIANA

Major Activities



1. Project Support

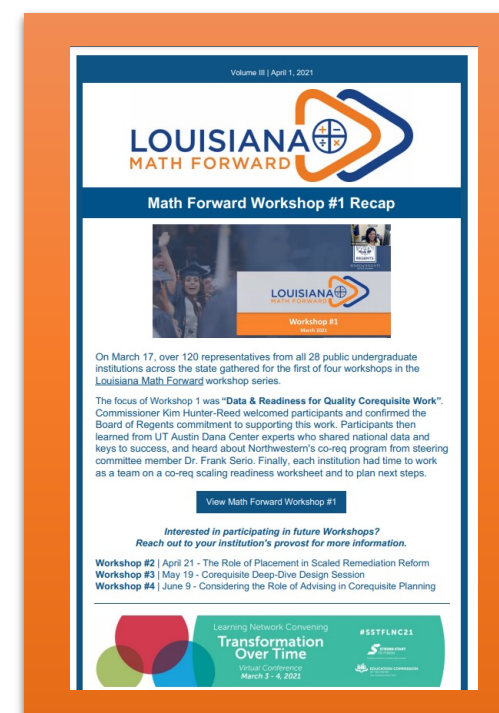
- Established Steering Committee of Math Faculty representatives from all four systems.
- National expertise provided by Sova throughout the project.

2. Communication

- Circulated Monthly Newsletters.
- Regular direct communication with provosts and math leadership.




BOARD of REGENTS
STATE OF LOUISIANA



Major Activities

3. Statewide Institutional Engagement

- Leading expert Charles A. Dana Center engaged teams of institutional representatives at 5 workshops that averaged 140+ participants each.



Workshop Number	Topic
1	Data & Readiness Assessments
2	The Role of Placement in Scaled Remediation Reform
3	Corequisite Deep-Dive Session Part 1
4	Corequisite Deep-Dive Session Part 2
5	Considering the Role of Advising in Corequisite Planning



BOARD of REGENTS
STATE OF LOUISIANA

Major Activities


4. Customized Institution Support

- 21 institutions elected to take advantage of a mini-grant opportunity for individualized technical support from national consultants and experts.



BOARD of REGENTS
STATE OF LOUISIANA

Student-Ready
STRATEGIES




COMPLETE
COLLEGE
AMERICA



Reporting



- **Institutional activities:**
 - Implementation of co-requisite math for the first time.
 - Scaling of co-requisite math.
 - Improvement to existing co-requisite models.



BOARD of REGENTS
STATE OF LOUISIANA

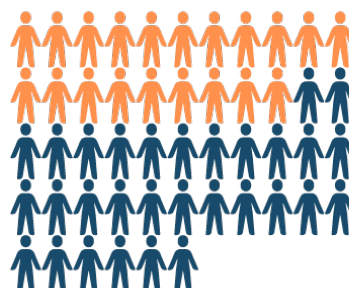
Preliminary Analysis



For every 100 students that enroll in remedial math:



50 passed



**20 of the 50 students
took a college level
math course in Spring
semester**



**11 of the 20
students passed a
college level math
course in 2020-21**



BOARD of REGENTS
STATE OF LOUISIANA

Preliminary Analysis



For every 100 students that enroll in a co-requisite math course:



**49 students
passed a college level math course
in 2020-21**



BOARD of REGENTS
STATE OF LOUISIANA

Preliminary Analysis



For every 100 students that enroll in remedial math:



**11 students
passed a college level
math course
in 2020-21**



BOARD of REGENTS
STATE OF LOUISIANA

For every 100 students that enroll in a co-requisite math course:



**49 students
passed a college
level math course
in 2020-21**

Next Steps

- Comprehensive review of the effectiveness of the placement and co-requisite policies based on national best practices rooted in Louisiana data.
- Statewide development and implementation of clear and relevant math pathways.
- Continuous data-driven improvements to supporting student success in entry-level college math courses.



BOARD of REGENTS
STATE OF LOUISIANA

Institutional Testimony



Dr. James H. Ammons

Chancellor

Southern University at New Orleans



BOARD of REGENTS
STATE OF LOUISIANA

Thank You



James Boffenmyer
Chaundell Brouillette
Marci Collins
Lisa Crespo
Oliver Dasbach
Vicki Flanders
Iris Johnson
Melissa C. Kelly
Rebecca Muller
Nathan Ponder
Frank Serio, Jr
Cynthia Singleton
Justin Tison
Liz Vidrine
Rachel Vincent-Finley
Harolyn Wilson
Alison Kadlec
Quintina Barnett-Gallion

South Louisiana Community College
Northshore Technical Community College
Southern University Shreveport
University of New Orleans
Louisiana State University A&M
Baton Rouge Community College
Louisiana State University Shreveport
Northwestern State University
Southeastern Louisiana University
Louisiana State University Alexandria
Northwestern State University
Southern University New Orleans
Bossier Parish Community College
Louisiana State University Eunice
Southern University & A&M College
Southern University Shreveport
Sova
Sova



BOARD of REGENTS
STATE OF LOUISIANA



AGENDA ITEM VII.

Reports and Recommendations





BOARD *of* REGENTS
STATE OF LOUISIANA

Finance

October 20, 2021

Terrence Ginn
Matthew LaBruyere

AGENDA ITEM VII.A.1.

Preliminary Funding Formula and Budget Request for FY 2022-2023

Higher Education Entity	FY21-22 Enacted Budget	FY22-23 Fully Funded Higher Education	Increase Needed for 100% Funding	FY23 Requested Amounts
2 Years/4 Years	\$542,052,947	\$1,091,484,791	\$549,431,844	\$110,265,788
Specialized Units	\$258,613,866	\$514,734,522	\$256,120,656	\$35,849,084
Boards (Including LOSFA & LUMCON Programs)	\$51,830,645	\$100,468,574	\$48,637,929	\$48,637,929
TOPS	\$272,688,797	\$281,954,510	\$9,265,713	\$9,265,713
GO Grants	\$40,480,716	\$86,244,187	\$45,763,471	\$10,000,000
Fosters Scholars	\$5,000,000	\$10,000,000	\$5,000,000	\$5,500,000
Total State General Fund	\$1,170,666,971	\$2,084,886,583	\$914,219,612	\$219,518,513

The FY 2022-2023 Higher Education budget request is \$219.5M. Fully funding higher education would cost \$910M.



Higher Education FY 2022-2023 Request

The breakdown of the request is as follows:

Institutional Support/Stability- \$104.6M

- \$31.7M to continue the phased-in amount to return faculty pay to SREB average for professors, associate professors, assistant professors, and instructors. The last time that Louisiana's faculty salaries were at the SREB average was 2008;
- \$42.9M to increase staff pay by 4%. Institutional support staff last received a statewide pay increase in 2008.
- \$15M to drive improved outcomes by leveraging our funding formula to reward improved student success;
- \$10M for specialized units to increase research and public service productivity at the LSU and SU Agricultural Centers, enhance instruction and research capacity at the LSU Health Science Centers and Pennington Biomedical;
- \$5M to support Title IX offices at public postsecondary institutions across the state.

Budget Stabilization - \$18.7M

- \$18.7M to fund annual legacy and mandated costs increases which will allow institutions to retain state dollars for instruction, research and graduating students to respond to the state's workforce needs.

(Continued next slide)



Higher Education FY 2022-2023 Request

Priority Investment - \$92.2M

Economic Recovery/Master Plan

- \$30M for a completers fund to support short-term credentials and to help students that are close to finishing a two-year or four-year degree;
- \$30M to support institutions as they implement or expand programs that will foster Master Plan alignment and success;

Student Success and Support

- \$10M to increase funding for GO Grants;
- \$9.3M for TOPS to cover increased student participation projections;
- \$5.5M for Fosters Scholars Program to fully fund the implementation year;

Additional Critical Student Support through Higher Education Initiatives Fund (one-time funding)

- \$2.5M to increase textbook affordability through open-source documents and eTextbooks that will reduce cost of attendance for students;
- \$1.5M for dual enrollment teacher credential pilot;
- \$1.5M for Master Plan goals associated with Regional/Institutional Goal Setting, Student Success Council and Diversity, Equity, and Inclusion work, and Math Forward Co-requisite Pathway Development and Faculty Professional Development;
- \$1M for Digital Inclusion Initiatives including professional development and digital literacy;
- \$1M for Early Childhood Initiative Training Projects. (Continued next slide)



AGENDA ITEM VII.A.1.

Preliminary Funding Formula and Budget Request for FY 2022-2023

Targeted Needs Package - \$4M

- \$2.1M to continue funding and expand LOSFA's high school outreach programs;
- \$1.6M to increase funding for Adult Basic Education; and
- \$300,000 to focus on coastal marine consortium (LUMCON) for operational needs.

Deferred Maintenance and Campus Resiliency

- \$200M requested from the FY21 budget surplus funds for deferred maintenance at state public, postsecondary institutions. The total deferred maintenance need is \$1.6B for colleges and universities; and
- Investments to improve campus resiliency during natural disasters.



AGENDA ITEM VII.A.1.

Preliminary Funding Formula and Budget Request for FY 2022-2023

FY 2022-2023 Higher Education Request Summary (in millions)	
FY 2021-2022 State General Fund (SGF) Existing Budget	\$1,170.7
Institutional Support/Stability	
Phased-in Return of Faculty Pay Increases	\$31.7
Staff Pay Increases	\$42.9
Support Formula Institutions	\$15.0
Support Specialized Institutions	\$10.0
Title IX Support	\$5.0
Budget Stabilization	
Fund Annual Mandated Cost Increases	\$18.7
Priority Investment	
Master Plan Alignment	\$30.0
Completers Fund	\$30.0
GO Grants Increases	\$10.0
TOPS Increases	\$9.3
Fosters Scholars Increases	\$5.5
Additional Critical Student Support	\$7.5
Targeted Requests	
Adult Basic Education	\$1.6
LOSFA High School Outreach	\$2.1
Focus on Coastal Marine Consortium (LUMCON)	\$0.3
TOTAL FY22-23 SGF REQUEST	\$1,390.3

The request above represents the \$219.5M increase mentioned on the previous slides to provide affordability and reinvestment to higher education.



AGENDA ITEM VII.A.1.

STAFF RECOMMENDATION

Senior Staff recommends approval of the State General Fund operating budget requests for all Higher Education systems, boards and agencies for FY 2022-2023 and transmit the request to the Division of Administration as required by law.





BOARD *of* REGENTS
STATE OF LOUISIANA

Facilities & Property

October 20, 2021

Chris Herring

AGENDA ITEM VII.B.1.a.

Small Capital Projects Report

INSTITUTION	PROJECT DESCRIPTION	TOTAL COST
LSU A&M	Chemical Engineering Building Shop Renovations	\$225,000
	Operating Funds	
LSU A&M	French House Honors College Site and Landscaping Improvements	\$460,000
	Self-Generated Revenues (Enhancing the Core Fund)	
LSU A&M	Life Sciences Annex Waterproof East and North Water Infiltration Study	495,000
	Operating Funds	
LSU HSC-S	Stonewall Facility Renovations and Addition	\$975,000
	Physician Fee Revenues	



AGENDA ITEM VII.B.1.a.

Small Capital Projects Report

INSTITUTION	PROJECT DESCRIPTION	TOTAL COST
LSU-S	Bronson Hall Elevator and Cab Upgrades	\$290,000
	Operating Funds	
LSU-S	Health & Physical Education Building Equipment Pavilion Climate Chamber (Budget Increase)	\$295,000
	Operating Funds	
SOWELA	Oakdale Electrical/Instrumentation Instructional Space	\$200,000
	Louisiana Workforce Commission Rapid Response Grant	
ULM	Chemistry and Natural Sciences Building Chiller Replacement	\$265,350
	Facility Fee Revenues	



AGENDA ITEM VII.B.1.a.

Small Capital Projects Report

INSTITUTION	PROJECT DESCRIPTION	TOTAL COST
ULM	Schulze Dining Hall Generator Project	\$218,311
	Facility Fee Revenues	
	TOTAL	\$3,423,661



AGENDA ITEM VII.B.1.b.

3rd Party Projects Report

INSTITUTION	PROJECT DESCRIPTION	TOTAL COST
La Tech	New Pedestrian Plaza	\$260,000
	Private Donations	
NiSU	New Baseball Field House	\$1,200,000
	Private Donations	
ULM	Baseball Field Turf Replacement	\$1,300,000
	Private Donations	
ULM	Softball Student Athlete Leadership Center	\$1,300,000
	Private Donations	
	TOTAL	\$4,060,000



AGENDA ITEM VII.B.1.

STAFF RECOMMENDATION

Senior Staff recommends approval of the Consent Agenda, including the small capital and 3rd party projects reports as presented.



AGENDA ITEM VII.B.2.

Act 959 Project: Grambling State University Johnson Center of Excellence and Student Success

- Act 959 of 2003 permits institutions to initiate certain capital projects not exceeding \$5M that are funded with self-generated/auxiliary revenues, grants, donations, local or federal funds outside of the traditional capital outlay process.
- GSU intends to renovate Jeanes Hall to create the Johnson Center of Excellence and Student Success. The new Success Center will provide a centralized location to facilitate a comprehensive array of programs, resources, and services supporting students from the 1st year through senior year graduation.
- The project scope involves a complete interior renovation of the 22,528 SF facility. New spaces will include a welcome center, active learning classrooms, technology resource center, and broadband room on the 1st floor. The 2nd floor will house student services (Registrar, Financial Aid, Admissions, etc.).
- The project cost is \$2,590,720 and will be funded with federal Title III monies provided to Historically Black Colleges and Universities.



AGENDA ITEM VII.B.2.

STAFF RECOMMENDATION

Senior Staff recommends approval of the Act 959 project submitted by the University of Louisiana System Board of Supervisors, on behalf of Grambling State University, to create the new Johnson Center of Excellence and Student Success within Jeanes Hall.



AGENDA ITEM VII.B.3.

Lease Agreement: University of New Orleans and University of New Orleans Research and Technology Foundation

- The University of New Orleans (UNO) intends to enter into lease agreement with the University of New Orleans Research & Technology Foundation for the purpose of creating a business and economic development hub within the Center for Energy for Resources Management (CERM) facility.
- The Foundation will establish a maintenance reserve fund of \$1.5M with additional payments into the fund of \$1.50/SF per month of tenants' leased space annually. The Foundation will assume all responsibility for operating and maintaining the CERM building, as well as the surrounding grounds and property.
- The Foundation will also contribute up to \$100,000 annually towards an incentive fund to support collaborative projects between tenants and UNO faculty and students.
- Initial lease term is for a period of 35 years with four additional ten-year options of renewal.



AGENDA ITEM VII.B.3.

STAFF RECOMMENDATION

Senior Staff recommends approval of the lease agreement submitted by the University of Louisiana System Board of Supervisors, on behalf of the University of New Orleans and the University of New Orleans Research and Technology Foundation, to create a business and economic development hub within the University's Center for Energy Resources Management facility.



AGENDA ITEM VII.B.4.

BoR FY2022-23 Capital Outlay Budget Recommendation

System	Recommended	FY 22-23 Total
LSU System	26	\$154,779,641
UL System	39	\$271,448,403
SU System	17	\$78,300,040
LCTCS	13	\$60,097,923
LUMCON	5	\$20,755,000
BoR	3	\$32,500,000
TOTALS	103	\$617,881,007



AGENDA ITEM VII.B.4.

STAFF RECOMMENDATION

**Senior Staff recommends approval of the FY 2022-23
Capital Outlay Budget Recommendation as presented.**





BOARD *of* REGENTS
STATE OF LOUISIANA

Academic & Student Affairs

October 20, 2021

Dr. Susannah Craig
Janet Newhall

AGENDA ITEM VII.C.1.

CONSENT AGENDA

- a. Program Terminations
- b. Routine Staff Approvals

STAFF RECOMMENDATION

Senior Staff recommends approval of the items on the Consent Agenda.



AGENDA ITEM VII.C.2.

REPORTS

- a. Governor's Military & Veteran Friendly Campus Annual Report & Policy Approval
- b. TOPS Annual Report



AGENDA ITEM VII.C.2.a.

Governor's Military & Veteran Friendly Campus



Louisiana Community and Technical College System	Louisiana State University System	Southern University System	University of Louisiana System
Baton Rouge CC Bossier Parish CC Central Louisiana TCC Delgado CC Fletcher Technical CC Louisiana Delta CC Northshore TCC Northwest Louisiana TCC Nunez CC River Parishes CC South Louisiana CC SOWELA	LSU A&M LSU Alexandria LSU Eunice LSU Shreveport	Southern University, Baton Rouge Southern University, New Orleans Southern University, Shreveport	Grambling State University Louisiana Tech University McNeese State University Nicholls State University Northwestern State University Southeastern Louisiana University University of Louisiana, Lafayette University of Louisiana, Monroe University of New Orleans



AGENDA ITEM VII.C.2.a.

UNIFORM POLICY ON GOVERNOR'S MILITARY & VETERAN FRIENDLY CAMPUS



AGENDA ITEM VII.C.2.a.

UNIFORM POLICY ON GOVERNOR'S MILITARY & VETERAN FRIENDLY CAMPUS

DEFINITIONS:

- The national **Military Friendly® program** is the longest running, most comprehensive review of college university investments in serving military and veteran students.
- **LaVetCorps** is a cooperative program between the LA Department of Veterans Affairs (LDVA) and AmeriCorps.
 - The mission of LaVetCorps is to empower veteran's families and campus communities to help veterans returning from active military service to successfully transition home to college and their local community.
- **LaVetCorps Navigator:** The LA Department of Veterans Affairs provides one LDVA trained and employed LaVetCorps service member, known as a LaVetCorps Navigator to serve the campus for ten months of each academic year.
 - The LaVetCorps navigator is under contract to serve 30 hours per week that may take place outside of regular office hours to include evenings, weekends and holidays in providing services to veteran students.



AGENDA ITEM VII.C.2.a.

UNIFORM POLICY ON GOVERNOR'S MILITARY & VETERAN FRIENDLY CAMPUS

Governed by:

- **R.S. 17:3138.5**—the Governor's Military and Veteran Friendly Campus Statute—provides a “formal recognition by the governor... to create a supportive environment for military veterans.” This statute was fashioned after the national Military Friendly® program.
- **R.S. 17:3165.2**—Louisiana's Military Articulation Credit Statute—provides a framework for the transfer of military education, training, or experience into postsecondary academic credits.
- **Act No. 429** extends voluntary participation in the Governor's Military & Veteran Friendly Campus program to *nonpublic* Louisiana postsecondary education institutions, including the colleges and universities that are members of the Louisiana Association of Independent Colleges & Universities (LAICU).



AGENDA ITEM VII.C.2.a.

UNIFORM POLICY ON GOVERNOR'S MILITARY & VETERAN FRIENDLY CAMPUS

Policy Statement:

- This Uniform Policy on Military Friendly Campuses is implemented by the Board of Regents (BoR) pursuant to the mandate articulated in R.S. 17:3138.5 that the BoR “shall establish a process for a postsecondary institution to be designated as a Governor’s Military and Veteran Friendly Campus;” and pursuant to the BoR’s authority under the 1974 Louisiana Constitution to enact policies in furtherance of the Board’s Master Plan goals.



AGENDA ITEM VII.C.2.a.

UNIFORM POLICY ON GOVERNOR'S MILITARY & VETERAN FRIENDLY CAMPUS

This policy provides the following:

- A process framework for campus designation as a Friendly Campus.
- MOU with the Louisiana Department of Veterans Affairs (LDVA) to ensure that each participating campus will provide a designated space for a campus veteran center.
- Site fee so that each campus can contribute towards the travel, training and management of the LaVetCorps Navigators.
- LaVetCorps Navigator with actionable means of contacting veteran students.
- A Gratis Letter (best practice recommendation for each campus to complete a Gratis Letter with their assigned LaVetCorps Navigator to facilitate successful communication with veteran students).
- A LaVetCorps Navigator with appropriate introductions/access to faculty and staff willing to work with the veteran center to promote military awareness on campus.



AGENDA ITEM VII.C.2.a.

STAFF RECOMMENDATION

1. Senior Staff recommends approval to forward the 28 institutions to the Governor with an endorsement as having met requirements for continued designation as Governor's Military & Veteran Friendly Campuses, and
2. Senior Staff recommends approval of the Board of Regents Uniform Policy on Governor's Military and Veteran Friendly Campus.



AGENDA ITEM VII.C.2.b.


REPORTS

TOPS Annual Report
(as Required by R.S. 17:5067)



AGENDA ITEM VII.C.2.b.

TOPS ANNUAL REPORT



TOPS Report:
Analysis of the TOPS Program, 2011-2020

Louisiana Board of
Regents

October 2021



AGENDA ITEM VII.C.2.b.

Board of Regents 2021 TOPS Report

Analyzes 10 years of data on ***TOPS Opportunity, Performance*** and ***Honors*** recipients' progression through postsecondary education:

- Preparation
- Participation
- Persistence
- Graduation



AGENDA ITEM VII.C.2.b.

TOPS ANNUAL REPORT

Overall findings indicated:

- From 2011 to 2020, 86.7% of students deemed eligible for a TOPS award accepted the award by enrolling in a postsecondary education institution in Louisiana. This represents an increase of 5% from last year.
- The average ACT score of all TOPS recipients between 2011 and 2021 was 24 and the average high school GPA (Core GPA) was 3.44.
- From 2010-2011 to 2019-2020, the majority of TOPS recipients were white (72.5%) and female (58.7%).
- Students who begin college with a TOPS award persist and graduate at a higher rate than non-TOPS students.
- The average time-to-degree for TOPS recipients pursuing an associate's degree is 3.9 years, compared with 6.2 years for non-TOPS.
- The average time-to-degree for TOPS recipients pursuing a baccalaureate degree is 4.5 years, compared with 7.4 years for non-TOPS.



AGENDA ITEM VII.C.2.b.

TOPS ANNUAL REPORT

TOPS Eligibility Criteria and Award Components, AY 2020-2021				
Award	Core Units	Core GPA	ACT Composite	Duration
Opportunity	19	2.5	Prior year state average, currently 20	4 years or 8 semesters
Performance	19	3.0	23	4 years or 8 semesters
Honors	19	3.0	27	4 years or 8 semesters
Beginning with 2022 graduates, the GPA required to qualify for the Performance Award will be a 3.25 and the GPA required to qualify for the Honors Award will be a 3.50				
Source: LOSFA website - TOPS Brochures & Flyers				



AGENDA ITEM VII.C.2.b.

TOPS ANNUAL REPORT

Minimum Renewal Requirements, AY 2020-2021			
Award	Hrs. Earned /AY	Cumulative GPA for continuation	Award Reinstated* (Upon recovery of req. GPA)
Opportunity	24	2.30 after 24 hrs. 2.50 after 48 hrs. Maintain steady academic progress at the end of all other terms (2.00 TOPS cumulative GPA)	Yes
Performance	24	3.00 after 24 hrs. Maintain satisfactory academic progress at the end of all other terms (2.00 TOPS cumulative GPA)	Yes, Opportunity
Honors	24	3.00 after 24 hrs. Maintain satisfactory academic progress at the end of all other terms (2.00 TOPS cumulative GPA)	Yes, Opportunity

Source: LOFSA website - TOPS Brochures & Flyers

*Achievement of the required GPA must occur within 2 years.



AGENDA ITEM VII.C.2.b.

TOPS ANNUAL REPORT

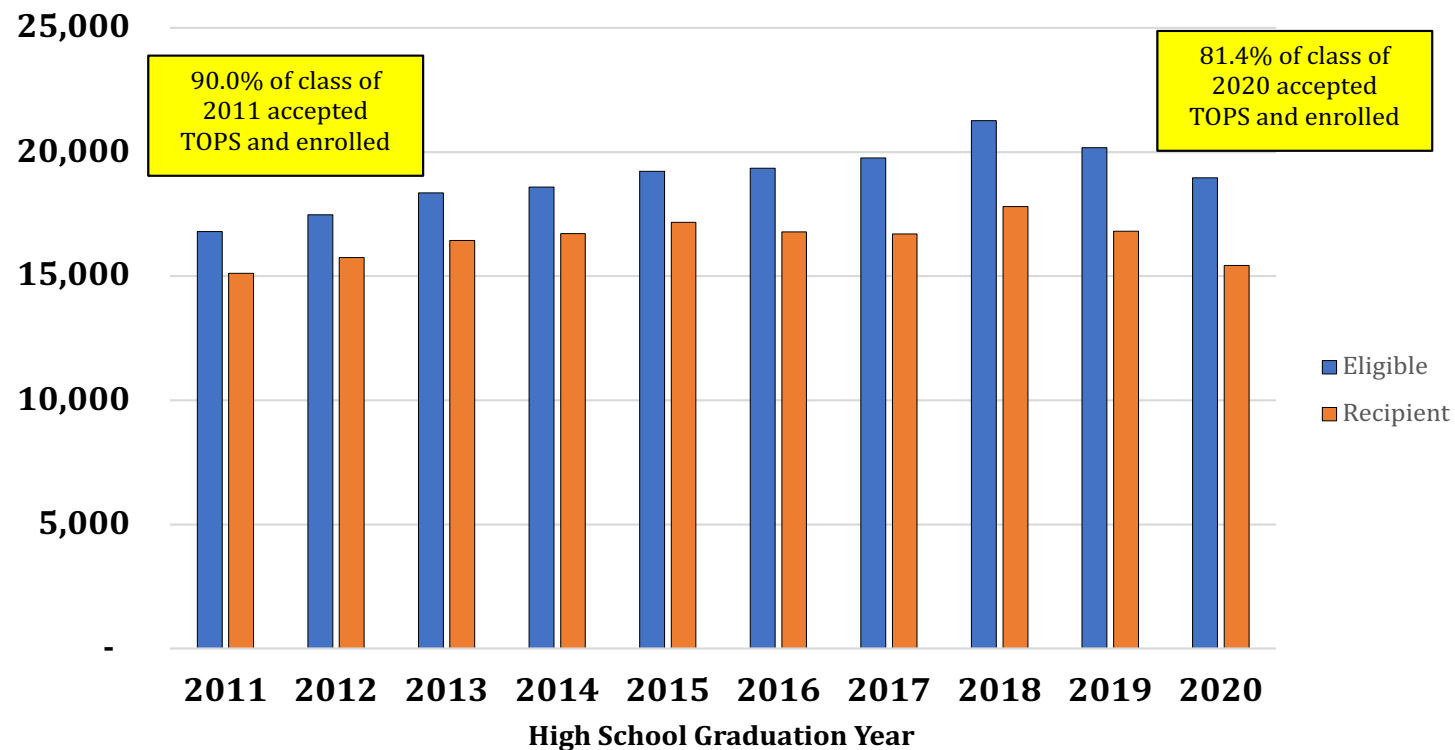
Distribution of Award Types Across Systems, AY 2020-2021							
Award	LSU System	Southern System	UL System	LCTC System	Private Institutions	Proprietary Schools	% of all Awards
<i>Opportunity</i>	27.0%	2.3%	57.2%	7.2%	5.7%	0.7%	44.1%
<i>Performance</i>	30.9%	0.8%	59.0%	2.9%	5.9%	0.5%	29.4%
<i>Honors</i>	42.7%	0.2%	46.7%	0.6%	9.6%	0.1%	26.5%
% of all awards	32.3%	1.3%	54.9%	4.2%	6.8%	0.5%	100.0%
Source: LOSFA - TOPS Payment Summary by Award Level for Academic Year 2020-2021 as of 09/07/2021							



AGENDA ITEM VII.C.2.b.

TOPS ANNUAL REPORT

Figure A: Number Eligible for TOPS vs. Number of Recipients who Enroll in Postsecondary Education Institutions



AGENDA ITEM VII.C.2.b.

TOPS ANNUAL REPORT

Mean ACT and Core GPA of TOPS Recipients*			
HS Graduating Cohort	TOPS Recipients' Average Composite ACT Score	Statewide Average ACT Composite Score **	TOPS Recipients' Average Core GPA
2011-2012	24	20.3	3.36
2012-2013	24	19.5	3.37
2013-2014	24	19.2	3.35
2014-2015	24	19.4	3.35
2015-2016	24	19.5	3.38
2016-2017	24	19.5	3.40
2017-2018	24	19.2	3.54
2018-2019	24	18.8	3.58
2019-2020	24	18.7	3.64
2020-2021***	25	18.4	3.69

* Since 2011, the average overall composite ACT score of TOPS recipients is 24, and the overall average GPA is 3.44
 ** The statewide average includes all graduating high school students. Source: ACT Profile Report
 ***Of those eligible.



AGENDA ITEM VII.C.2.b.

TOPS ANNUAL REPORT

TOPS Recipients, by Race*							
HS Graduating Cohort	Asian	American Indian	African American	White	Hispanic	Other	Total
2010-2011	400	71	2,462	11,543	339	70	14,885
2011-2012	480	76	2,813	11,659	421	95	15,544
2012-2013	492	82	2,946	12,174	412	138	16,244
2013-2014	517	111	2,764	12,139	461	144	16,136
2014-2015	539	110	3,073	12,487	507	149	16,865
2015-2016	508	102	3,086	12,083	545	154	16,478
2016-2017	504	97	2,928	12,176	537	195	16,437
2017-2018	562	117	3,301	12,738	586	258	17,562
2018-2019	518	73	2,926	12,156	589	267	16,529
2019-2020	512	68	2,583	11,123	572	261	15,119

* It should be noted that 2,930 individuals did not report their race. Therefore they were not included in this analysis.

Source: LOSFA internal data files as of August 2021.



AGENDA ITEM VII.C.2.b.

TOPS ANNUAL REPORT

TOPS Recipients, by Race and ACT Composite Score*							
HS Graduating Cohort	Asian	American Indian	African American	White	Hispanic	Other	Total
2010-2011	24.7	22.9	22.2	24.3	23.7	23.5	23.9
2011-2012	24.9	22.9	22.3	24.3	24.0	24.2	23.9
2012-2013	25.0	23.4	22.4	24.4	23.9	24.4	24.0
2013-2014	25.1	23.6	22.3	24.5	24.3	24.4	24.1
2014-2015	25.4	23.3	22.5	24.5	24.0	24.5	24.1
2015-2016	25.9	23.8	22.7	24.7	24.3	24.5	24.3
2016-2017	25.5	24.3	22.6	24.7	24.2	24.7	24.4
2017-2018	25.5	23.8	22.6	24.8	24.4	24.0	24.4
2018-2019	26.1	23.3	22.7	24.8	24.2	24.3	24.4
2019-2020	25.8	25.0	22.8	24.8	24.1	24.5	24.4

* It should be noted that 2,930 individuals did not report their race. Therefore they were not included in this analysis.

Source: LOSFA internal data files as of August 2021.



AGENDA ITEM VII.C.2.b.

TOPS ANNUAL REPORT

TOPS Recipients, by Gender*			
HS Graduating Cohort	Female	Male	Total
2010-2011	8,759	6,357	15,116
2011-2012	9,054	6,674	15,728
2012-2013	9,595	6,850	16,445
2013-2014	9,777	6,920	16,697
2014-2015	10,124	7,018	17,142
2015-2016	9,917	6,845	16,762
2016-2017	9,763	6,902	16,665
2017-2018	10,315	7,427	17,742
2018-2019	9,673	7,050	16,723
2019-2020	9,017	6,292	15,309
* It should be noted that over the ten-year period, 400 individuals did not report their gender and are not included in this analysis.			
Source: LOSFA internal data files as of August 2021			



AGENDA ITEM VII.C.2.b.

TOPS ANNUAL REPORT

Initial TOPS Opportunity, Performance, and Honors Recipients, by Parental Income and ACT Composite Score*									
High School Graduation Cohort	\$0-\$14,999	\$15,000-\$24,999	\$25,000-\$34,999	\$35,000-\$49,999	\$50,000-\$69,999	\$70,000-\$99,999	\$100,000-\$129,999	\$130,000-\$149,999	\$150,000 +
2010-2011	23.0	22.8	23.1	23.6	23.9	24.1	24.5	24.7	25.2
2011-2012	22.9	22.8	23.4	23.5	23.8	24.1	24.3	24.5	25.2
2012-2013	23.0	23.0	23.2	23.6	24.1	24.2	24.3	24.6	25.2
2013-2014	23.1	23.0	23.4	23.7	24.0	24.2	24.4	24.8	25.2
2014-2015	23.1	23.1	23.2	23.7	24.0	24.3	24.4	24.7	25.3
2015-2016	23.3	23.2	23.4	23.8	24.3	24.4	24.7	24.9	25.4
2016-2017	23.2	23.2	23.5	24.0	24.4	24.4	24.7	24.7	25.5
2017-2018	23.3	23.1	23.3	23.8	24.4	24.5	24.6	25.1	25.7
2018-2019	23.4	23.1	23.4	24.0	24.3	24.5	24.9	25.0	25.6
2019-2020	23.4	23.3	23.5	23.8	24.3	24.5	24.6	25.0	25.5
* It should be noted that over the past ten years, 11,449 individuals either did not report their income or reported a negative income. Therefore, those individuals were not included in this analysis									
Source: LOSFA internal data files as of August 2021									



AGENDA ITEM VII.C.2.b.

TOPS ANNUAL REPORT

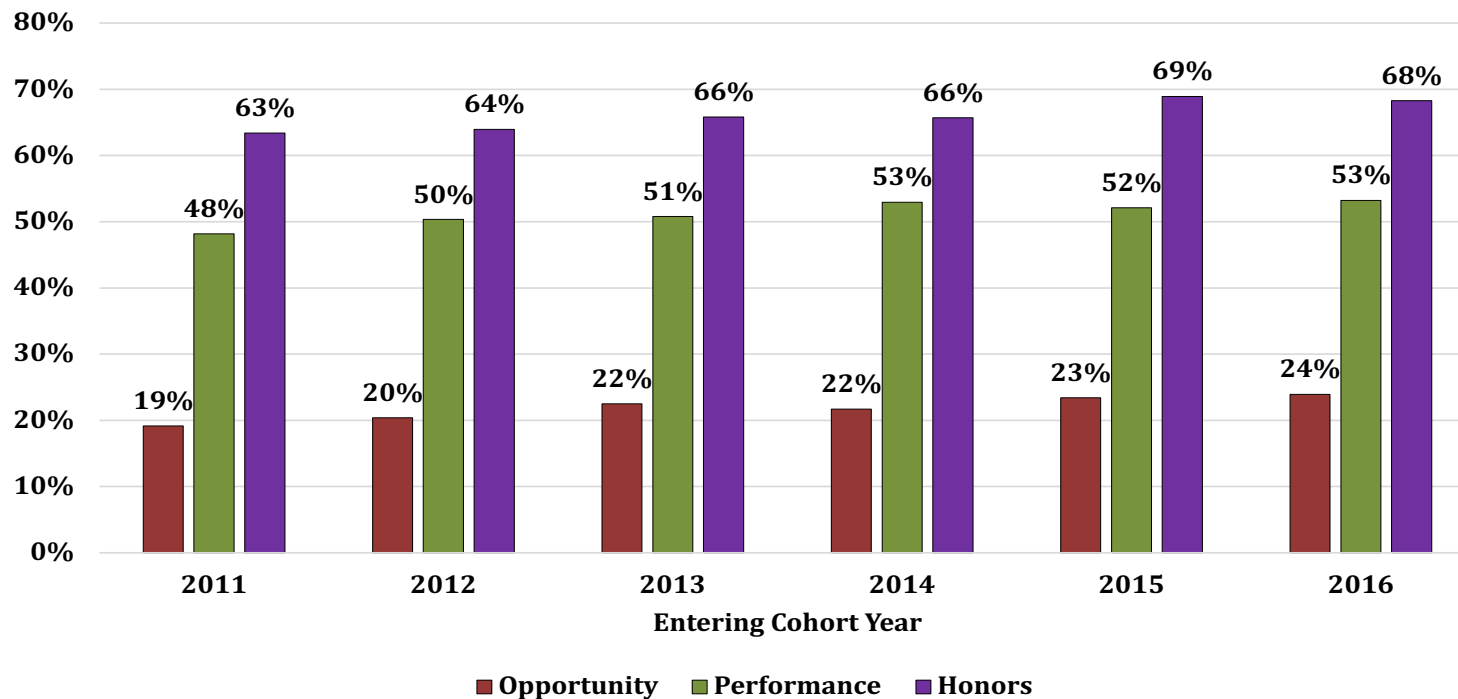
Initial TOPS Opportunity, Performance, and Honors Recipients, by Parental Income*									
High School Graduation Cohort	\$0- \$14,999	\$15,000- \$24,999	\$25,000- \$34,999	\$35,000- \$49,999	\$50,000- \$69,999	\$70,000- \$99,999	\$100,000- \$129,999	\$130,000- \$149,999	\$150,000 +
2010-2011	899	1,124	1,065	1,397	1,741	2,616	2,049	858	2,225
2011-2012	917	1,233	1,115	1,501	1,727	2,714	2,115	849	2,421
2012-2013	1,014	1,243	1,102	1,514	1,759	2,636	2,235	1,044	2,737
2013-2014	980	1,238	1,128	1,525	1,622	2,621	2,216	1,055	3,086
2014-2015	1,092	1,255	1,162	1,583	1,739	2,584	2,238	1,082	3,271
2015-2016	997	1,235	1,129	1,577	1,677	2,500	2,201	1,070	3,332
2016-2017	1,016	1,227	1,154	1,403	1,563	2,515	2,169	1,176	3,356
2017-2018	1,124	1,365	1,252	1,710	1,777	2,559	2,322	1,122	3,408
2018-2019	909	1,248	1,102	1,536	1,681	2,328	2,250	1,083	3,508
2019-2020	800	1,016	1,002	1,380	1,439	2,168	2,056	1,035	3,476
* It should be noted that over the past ten years, 11,449 individuals either did not report their income or reported a negative income. Therefore, those individuals were not included in this analysis									
Source: LOSFA internal data files as of August 2021									



AGENDA ITEM VII.C.2.b.

TOPS ANNUAL REPORT

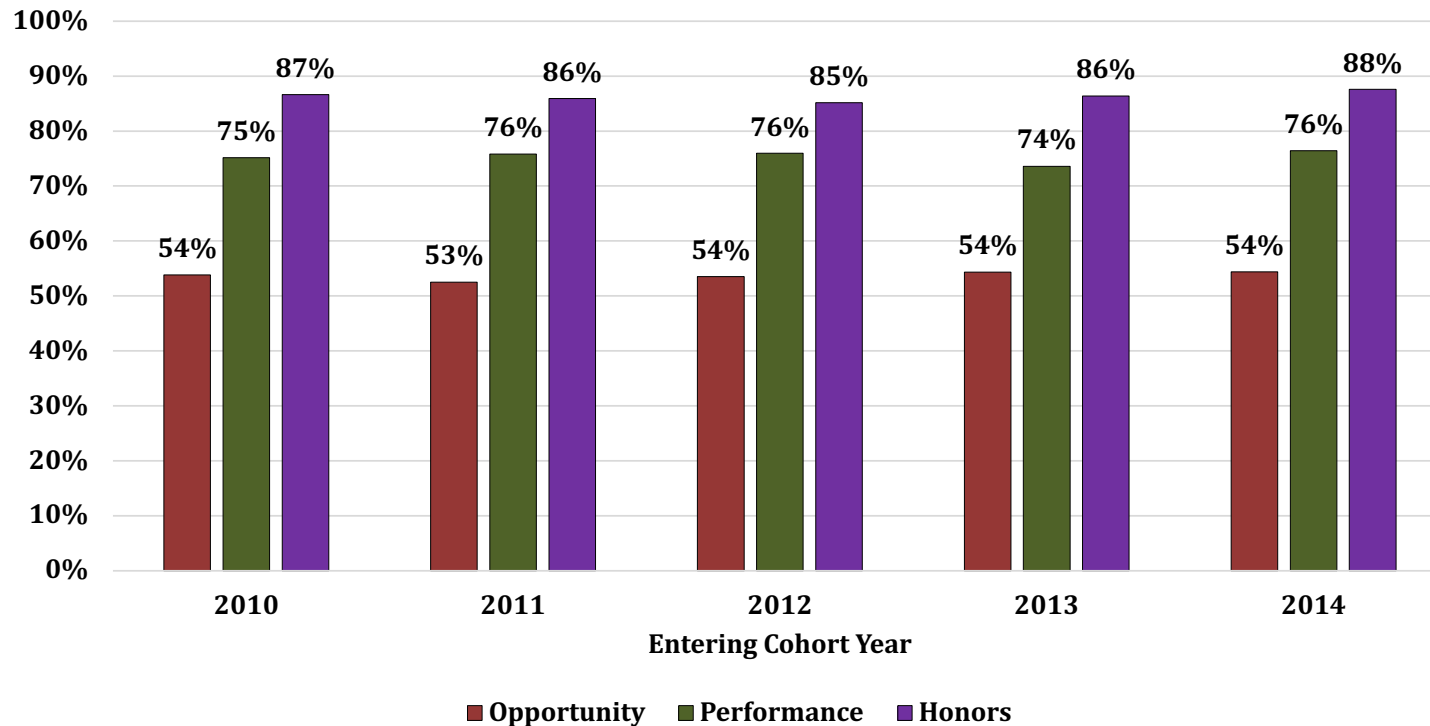
Figure D: Statewide Baccalaureate 4-Year Graduation Rate (100%) By Opportunity, Performance, Honors



AGENDA ITEM VII.C.2.b.

TOPS ANNUAL REPORT

Figure E: Statewide Baccalaureate 6-Year Graduation Rate (150%) By Opportunity, Performance, Honors



AGENDA ITEM VII.C.2.b.

TOPS ANNUAL REPORT

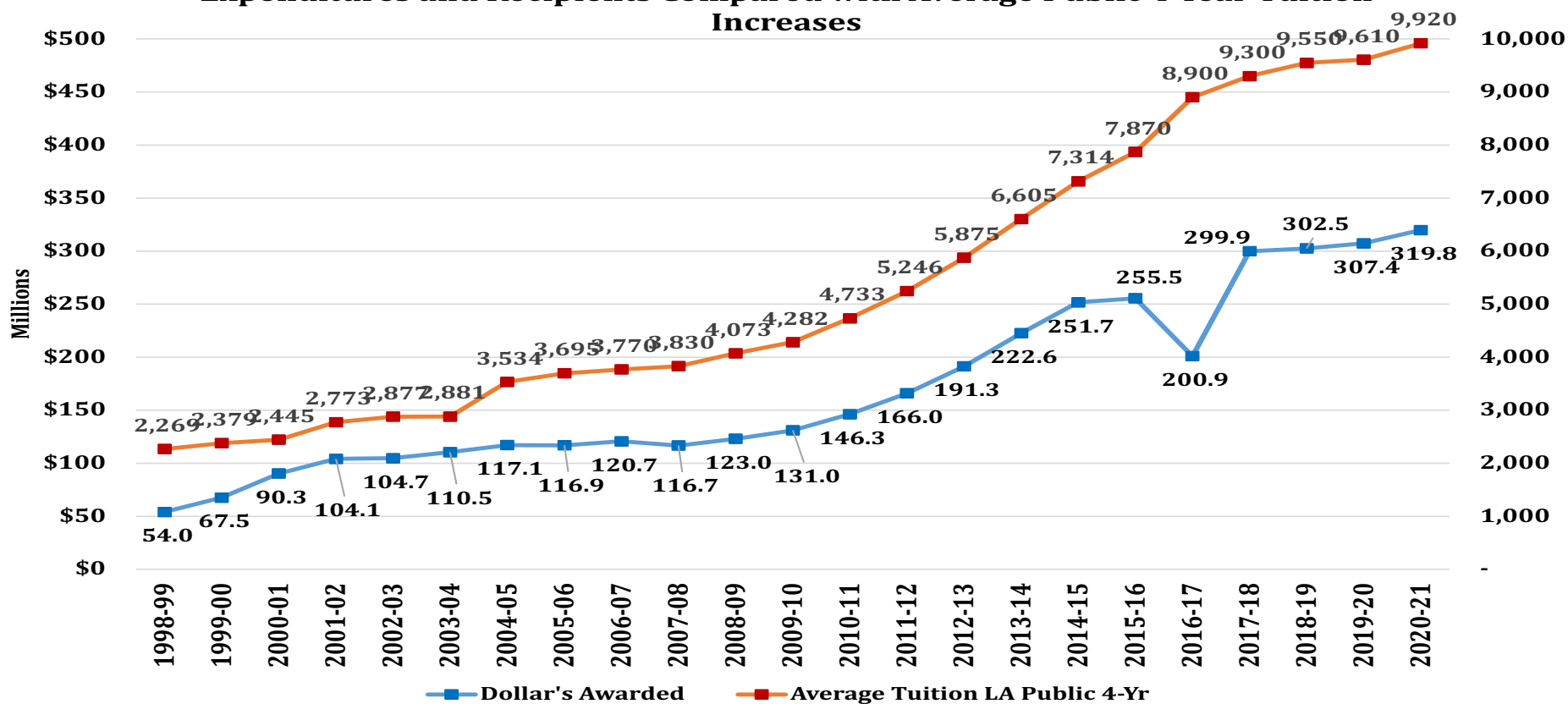
2020-2021 Average Time-to-Degree of TOPS & Non-TOPS Recipients*	
Average Time-To-Degree (Calendar Years)	
Associate Degree Recipients	
TOPS	3.9
Non-TOPS	6.2
Total	5.4
Baccalaureate Degree Recipients	
TOPS Opportunity	5.0
TOPS Performance	4.0
TOPS Honors	3.8
TOPS Total	4.5
Non-TOPS	7.4
Baccalaureate Total	5.0
* does not include out-of-state or international students	



AGENDA ITEM VII.C.2.b.

TOPS ANNUAL REPORT

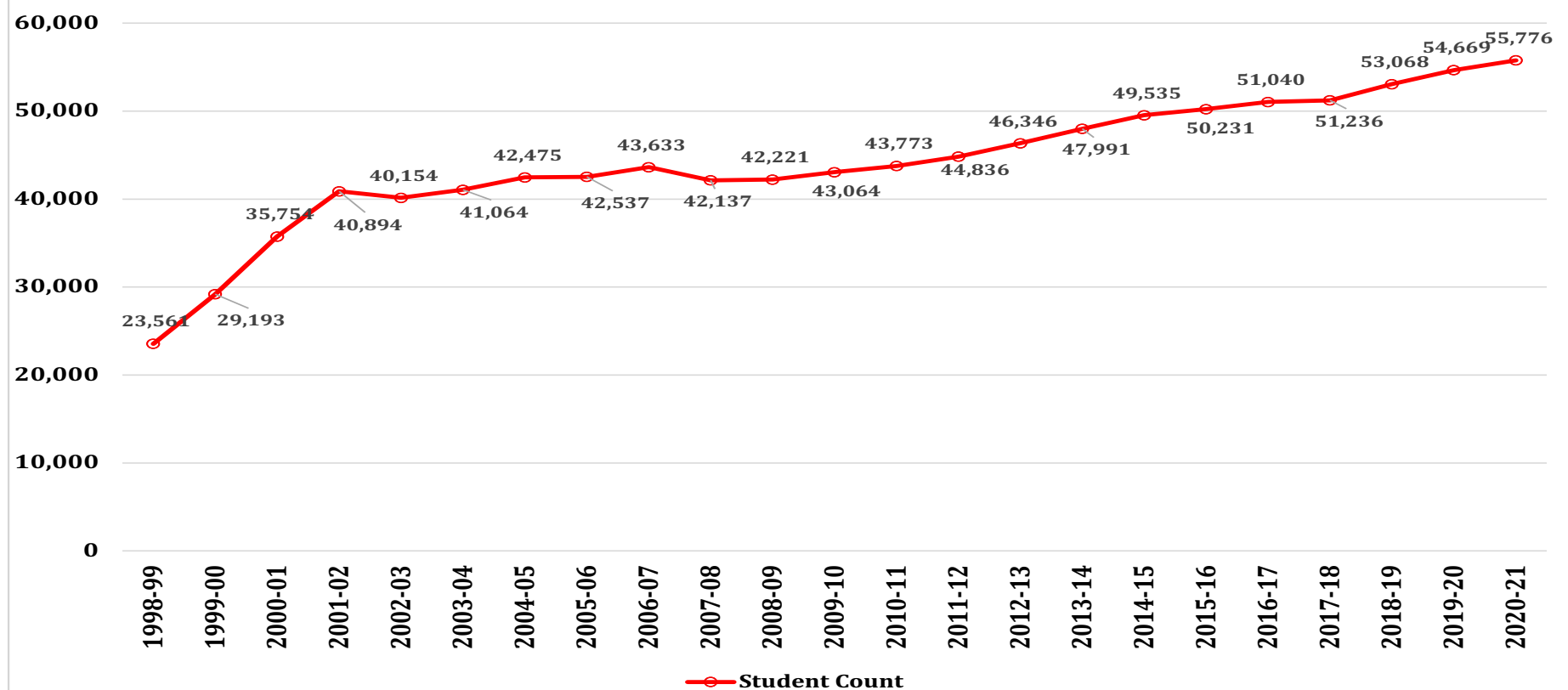
Figure H: TOPS Program Funding, 1998-1999 to 2020-2021* Growth in TOPS Expenditures and Recipients Compared with Average Public 4-Year Tuition



AGENDA ITEM VII.C.2.b.

TOPS ANNUAL REPORT

Figure I: TOPS Student Counts, 1998-1999 to 2020-2021



AGENDA ITEM VII.C.2.b.

TOPS ANNUAL REPORT

STAFF RECOMMENDATION

Senior Staff recommends approval of the “TOPS Report: Analysis of the TOPS Program from 2011-2020” and authorize the Commissioner of Higher Education to submit the report to the appropriate legislative committees on behalf of the Board of Regents.



AGENDA ITEM VII.C.3.

ACADEMIC AFFAIRS PROGRAM POLICY & PROCESS REVISIONS

- a. 2.04 Letters of Intent for Projected New Academic Programs
- b. 2.05 Proposals for New Academic Programs/Research Units



AGENDA ITEM VII.C.3.a&b.

ACADEMIC AFFAIRS PROGRAM POLICY & PROCESS REVISIONS

- Current Process:
 - Letter of Intent (LOI) for baccalaureate and above followed by full proposal.
 - Full proposal for approved LOIs as well as associate degrees and undergraduate and graduate certificates.
 - Letters of Intent and proposals are submitted throughout the year as approved by the systems.
 - Presently no coordination of planned programs.



AGENDA ITEM VII.C.3.a&b.

ACADEMIC AFFAIRS PROGRAM POLICY & PROCESS REVISIONS

- Policy review and improvement:
 - 2019 approval of the Letter of Intent waiver
 - Discussions with system Chief Academic Officers (CAOs) and workforce/economic development representatives
 - Focus group of campus CAOs
 - Review of process in other states



AGENDA ITEM VII.C.3.a&b.

ACADEMIC AFFAIRS PROGRAM POLICY & PROCESS REVISIONS

- Proposed Process:
 - Annual submission of multi-year academic plan
 - LOI eliminated
 - Academic plans will undergo review by staff, CAOs, and workforce/economic development
 - Full program proposals will continue to be required



AGENDA ITEM VII.C.3.a&b.

ACADEMIC AFFAIRS PROGRAM POLICY & PROCESS REVISIONS

Goal: Improve efficiency and effectiveness.

Current	Proposed	Benefit
Separate Letter of Intent (LOI) for each proposed new degree program.	Annual Academic Plan lists all planned programmatic changes.	Efficient submission, review, and consideration of all planned program concepts.



AGENDA ITEM VII.C.3.a&b.

ACADEMIC AFFAIRS PROGRAM POLICY & PROCESS REVISIONS

Goal: Improve efficiency and effectiveness.

Current	Proposed	Benefit
Separate Letter of Intent (LOI) for each proposed new degree program.	Annual Academic Plan lists all planned programmatic changes.	Efficient submission, review, and consideration of all planned program concepts.
LOIs and program proposals are submitted throughout the year as approved by systems.	Annual Academic Plans will be submitted once per year by all institutions.	Allows coordinated statewide review of programmatic alignment with workforce, identification of programmatic gaps, and the graduate pipeline.



AGENDA ITEM VII.C.3.a&b.

ACADEMIC AFFAIRS PROGRAM POLICY & PROCESS REVISIONS

Goal: Improve efficiency and effectiveness.

Current	Proposed	Benefit
Separate Letter of Intent (LOI) for each proposed new degree program.	Annual Academic Plan lists all planned programmatic changes.	Efficient review and consideration of all planned program concepts.
LOIs and program proposals are submitted throughout the year as approved by systems.	Annual Academic Plans will be submitted once per year by all institutions.	Allows coordinated statewide review of programmatic alignment with workforce, identification of programmatic gaps, and the graduate pipeline.
Detailed proposals submitted any time after LOI approval.	Detailed proposals will be submitted according to academic plan.	Better planning and coordination for Regents' review. Proposals will continue to undergo rigorous evaluation and Board approval.



AGENDA ITEM VII.C.3.a&b.

ACADEMIC AFFAIRS PROGRAM POLICY & PROCESS REVISIONS

- Summary of recommended improvements:
 - Eliminate Letter of Intent
 - Implement annual Academic Planning
 - Move Program Proposal policy from 2.05 to 2.04, and rename both policies:
 - 2.04 Academic Planning and Degree Program Proposals
 - 2.05 Academic Research Units
 - Add statewide review of Program Proposals, including associate degrees
 - Grant staff authority to approve certificate programs



AGENDA ITEM VII.C.3.a&b.

ACADEMIC AFFAIRS PROGRAM POLICY & PROCESS REVISIONS

STAFF RECOMMENDATION

Senior Staff recommends approval of the revised AA Policy 2.04 and AA Policy 2.05, effective January 1, 2022, and that the Board authorize staff to develop relevant guidelines, templates, and forms to support those revised policies.

Senior Staff also recommends that the Board grant staff authority to grant conditional approval of undergraduate and graduate level certificate programs with regular reporting to the Board.





BOARD *of* REGENTS
STATE OF LOUISIANA

Statewide Programs

October 20, 2021

Dr. Sujuan Boutté

AGENDA ITEM VII.D.1.

Consent Agenda

a. Approval of Rulemaking

Approval of Rulemaking to Implement Act 457
of the 2021 Regular Session of the Louisiana
Legislature



RECOMMENDATION

The LOSFA Advisory Board recommends approval of the Consent Agenda item.





BOARD *of* REGENTS
STATE OF LOUISIANA

Planning, Research & Performance October 20, 2021

Dr. Susannah Craig

AGENDA ITEM VII.E.1.

CONSENT AGENDA

- a. R.S. 17:1808 (Licensure)
 - i. Renewal Applications
 - (a) Bard Early College in New Orleans (BECNO)
 - (b) Central Michigan University (CMU)
 - (c) South University (SU)
 - (d) University of St. Augustine for Health Sciences (USA)
- b. State Authorization Reciprocity Agreement (SARA)
 - i. Initial Application
 - (a) Digital Media Institute at InterTech



AGENDA ITEM VII.E.1.

CONSENT AGENDA

c. Proprietary Schools Advisory Commission

i. Initial Applications

- (a) 160 Driving Academy, Metairie
- (b) Durham Transport Academy, Shreveport
- (c) Excel Health Careers, LaPlace
- (d) Houma Dental Assisting School, Houma
- (e) Phlebotomy Training Specialist, Baton Rouge

ii. Change of Ownership Applications

- (a) BARBRI Holdings, Inc., Baton Rouge
- (b) BARBRI Holdings, Inc., New Orleans



AGENDA ITEM VII.E.1.

CONSENT AGENDA

iii. Renewal Applications

- (a) Accelerated Dental Assisting Academy, Baton Rouge (8/21/2011)
- (b) Accelerated Dental Assisting Academy, Denham Springs (6/19/2019)
- (c) Accelerated Dental Assisting Academy, Lafayette (8/26/2015)
- (d) Accelerated Dental Assisting Academy, Monroe (8/26/2015)
- (e) Accelerated Dental Assisting Academy, Slidell (8/26/2015)
- (f) Advance Nursing Training, New Orleans (8/27/2014)
- (g) Arch Dental Assistant Academy, Baton Rouge (8/2/2019)
- (h) Ark-La-Tex Dental Assisting Academy, LLC, Shreveport (8/26/2010)
- (i) Baton Rouge School of Computers, Baton Rouge (8/28/1997)
- (j) Camelot College, Baton Rouge (8/28/1986)



AGENDA ITEM VII.E.1.

CONSENT AGENDA

- (k) Coastal College - Alexandria (8/28/1997)
- (l) Cross Road CDL Academy, LLC, Harvey (8/13/2020)
- (m) Digital Media Institute at Inter Tech, Shreveport (8/27/2014)
- (n) Fortis College, Baton Rouge (8/26/2010)
- (o) Healthcare Training Institute, LLC, Kenner (8/27/2008)
- (p) Life Care, LLC, Marrero (8/21/2013)
- (q) Medical Training College, Baton Rouge (8/22/1996)
- (r) N.O.D.C. School of Dental Assisting, Harvey (8/24/2011)
- (s) NOLA Institute of Gaming, New Orleans (8/13/2020)
- (t) Opelousas Academy of Nondestructive Testing, Opelousas (8/23/2017)
- (u) RelyOn Nutec USA, LLC, Houma (8/24/2011)
- (v) Remington College, Baton Rouge (8/23/2017)



AGENDA ITEM VII.E.1.

CONSENT AGENDA

- (w) River Cities School of Dental Assisting, Inc., Shreveport (8/24/2006)
- (x) Rock Bridge Training Institute, Shreveport (8/26/2015)
- (y) Stick It Phlebotomy, Jonesboro (8/26/2015)

STAFF RECOMMENDATION

Senior Staff recommends approval of the items on the Consent Agenda.

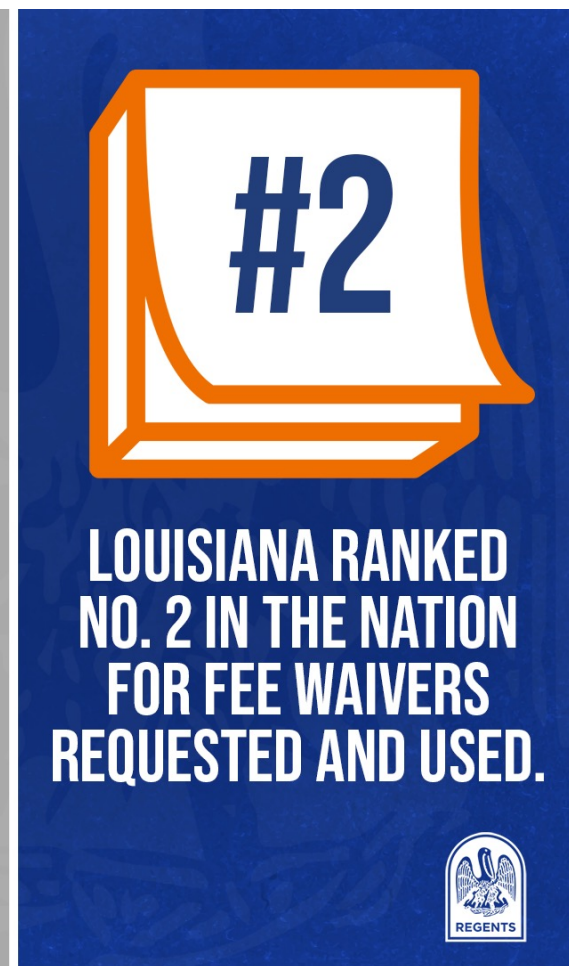
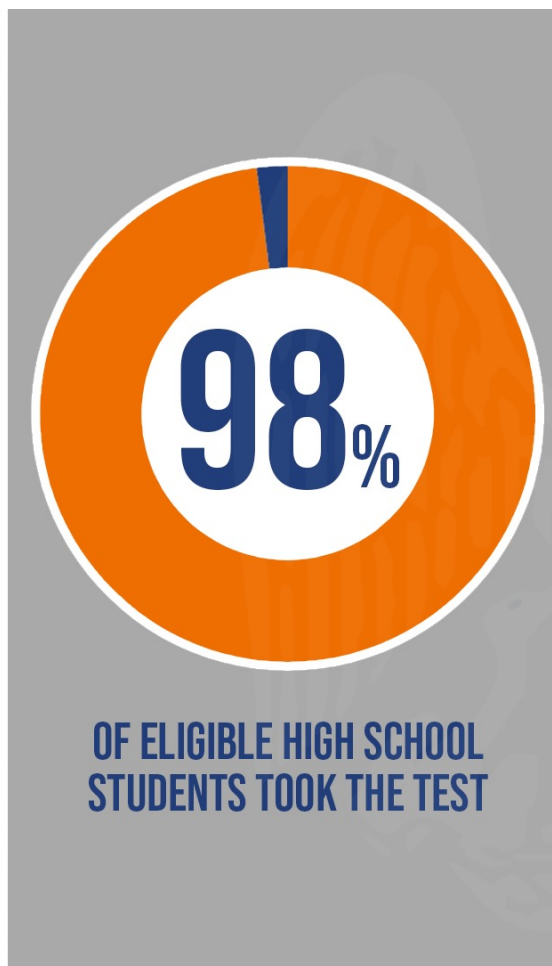



Agenda Item VIII.

Reports and Recommendations by the Commissioner of Higher Education



ACT Update



Higher Ed Roundtable with Rep. Letlow



National Attention on Louisiana Higher Education



Agenda Item IX.

Other Business

Calendar of Meetings for 2022

RECOMMENDATION

**Senior Staff recommends approval of the 2022
Calendar of Meetings.**



Agenda Item X.

Adjournment

